

Monthly Operational Report

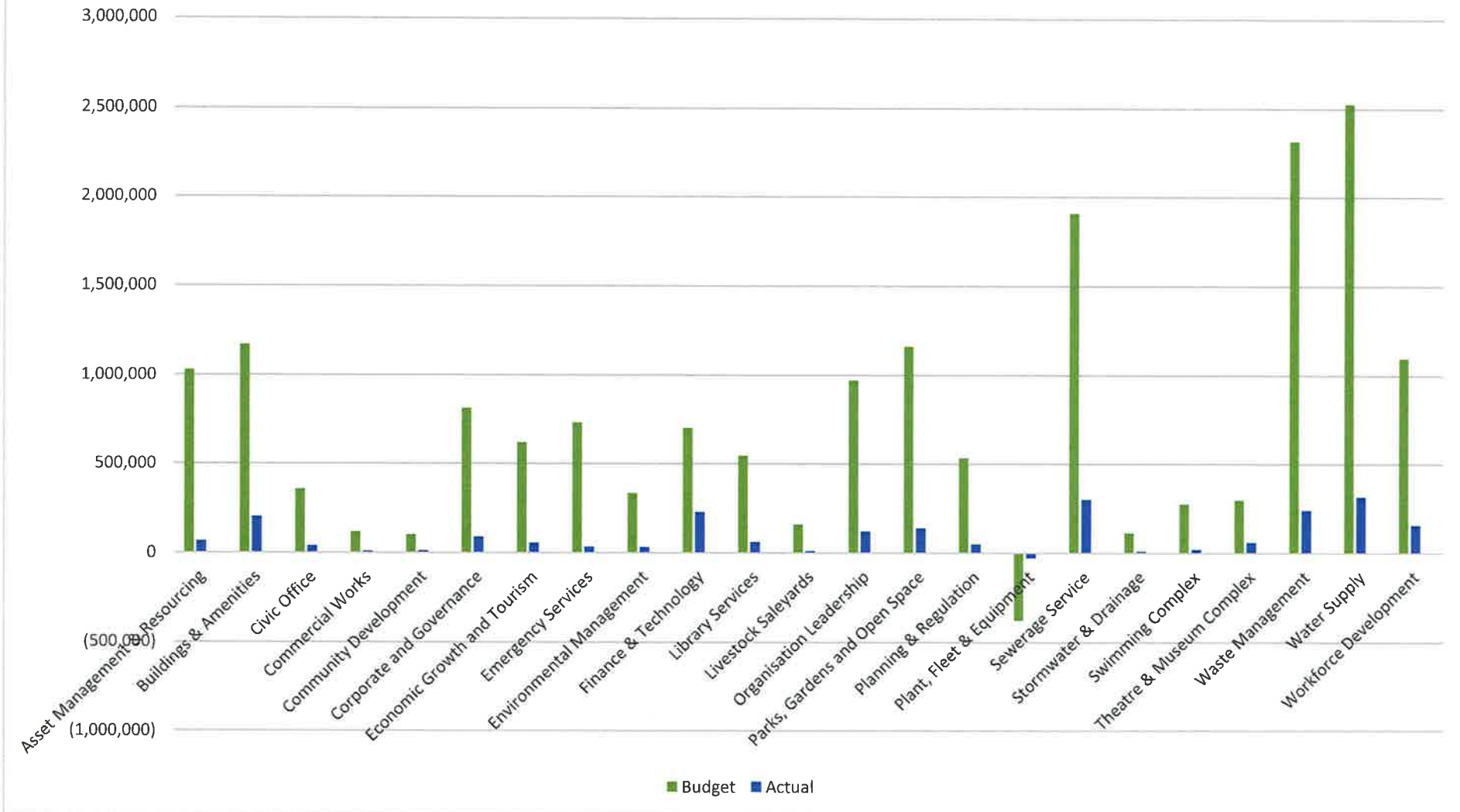
Tenterfield Shire Council August 2022

Council Meeting 28 September 2022

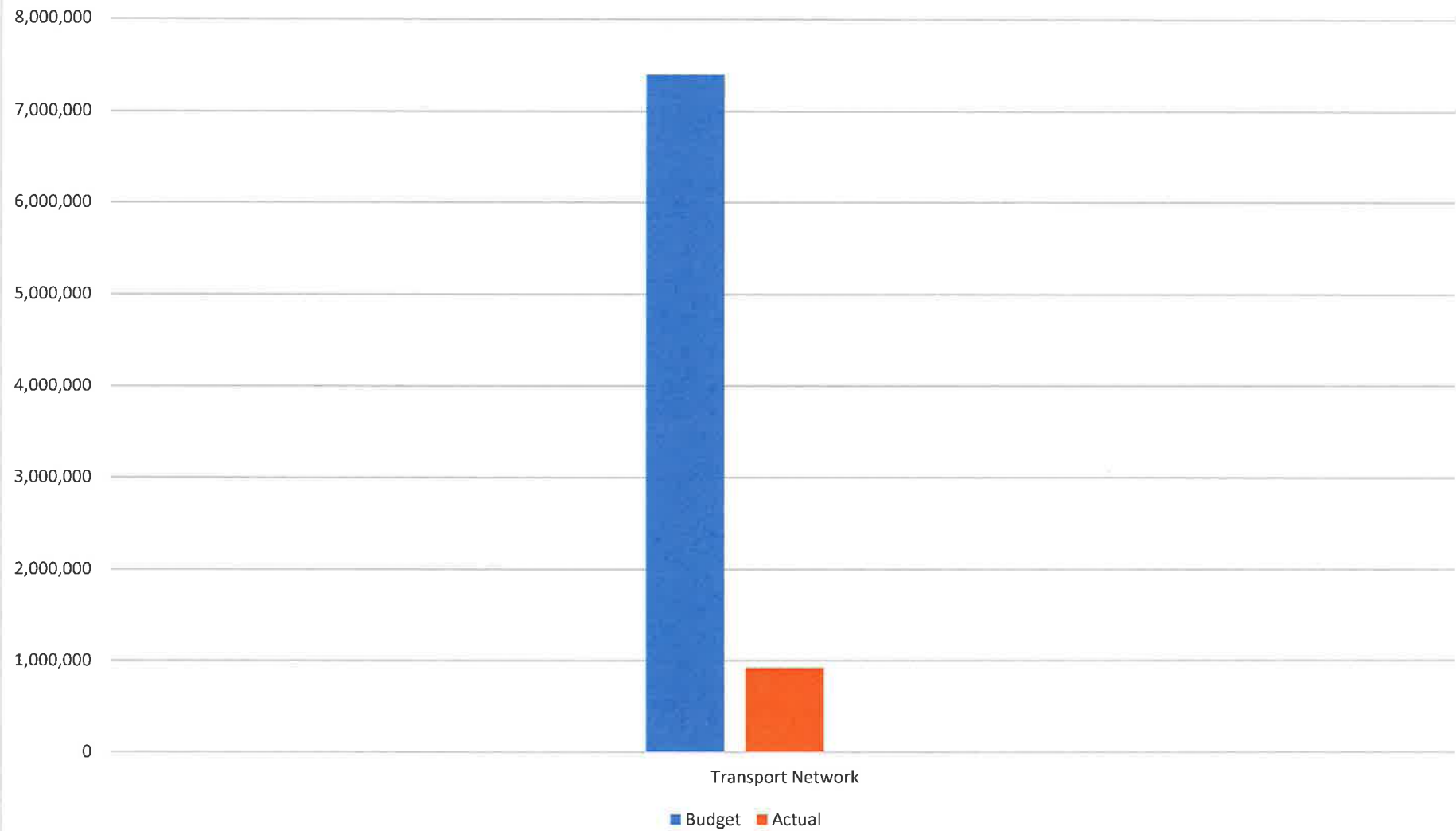


TENTERFIELD

Operating Expenditure Budget v's Operating Expenditure Actual YTD FY 22/23



Operating Expenditure Budget v's Operating Expenditure Actual YTD FY 22/23



1. CIVIC OFFICE

ACTION STATUS

0.00% (0)
ON TRACK



0.00% (0)
MONITOR




0.00% (0)
NEEDS WORK



100.00% (6)
NO TARGET









ACTION PERFORMANCE



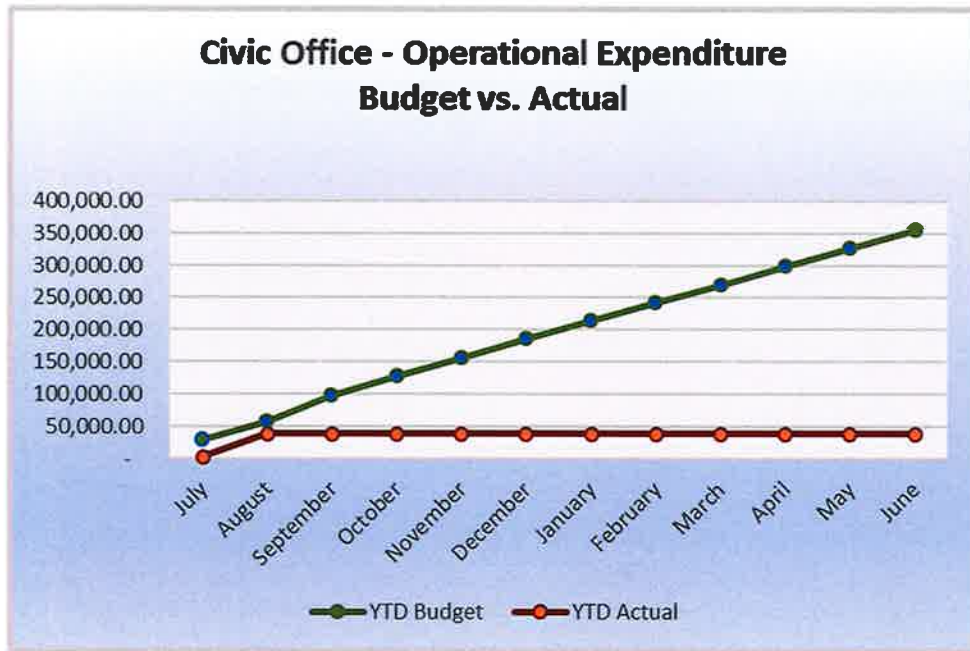
Actions reported on	6
At least 80% of action target achieved	0
Between 50% and 80% of action target achieved	0
Less than 50% of action target achieved	0
Actions with no target set	6

1. CIVIC OFFICE

Business Unit: Civic Office									
Service Profile: Civic Office									
Action	Responsibility	Progress Comment	Action Status	Start Date	End Date	% Complete	Target	Status	
2.1.3.1 Investigate, advocate for, and source funding to improve heavy vehicle access across the region.	Chief Executive	August-2022 Ongoing nothing further to report	Ongoing	01/07/22	30/06/23		0.00		No TARGET
5.1.1.9 Influence and advocate support from Federal and State government in relation to promotion of Tenterfield community objectives.	Chief Executive	August -2022 Ongoing, waiting for the Federal budget in October to identify opportunity's that fall within our budget challenges and are strategic in nature.	Ongoing	01/07/22	30/06/23		0.00		No TARGET
5.1.1.10 Advocate to hand back Bruxner Way and Mt Lindesay Road to State Government.	Chief Executive	August -2022 This is ongoing we are waiting for the results of our submissions. I have received correspondence, form Janelle Saffin confirming that she and her team are also lobbying on our behalf.	Ongoing	01/07/22	30/06/23		0.00		No TARGET
5.1.1.11 Manage communication, media and information channels.	Manager Economic Development & Special Projects	Manager has continued to work with publishers of the Regional Lifestyle Magazine on the Tenterfield Shire feature – supplying photos and editorial to meet the publisher's on-going requests for material - with all material to be with publishers by first week in September. As reported in 1.1.1.1 - Facebook has proved popular with Shire residents. Manager has been regularly dealing with the Tenterfield Star, particularly on proposed rates rises and also recycling articles.	Ongoing	01/07/22	30/06/23		0.00		No TARGET

Action	Responsibility	Progress Comment	Action Status	Start Date	End Date	% Complete	Target	Status
5.1.1.12 Deliver councillor services.	Chief Executive	August-2022 Ongoing nothing further to report	Ongoing	01/07/22	30/06/23		0.00	 No TARGET
5.2.2.1 Advocate for health services throughout the Region and ensure future government planning aligns with community needs.	Chief Executive	August 2022 - nothing further to report	Ongoing	01/07/22	30/06/23		0.00	 No TARGET

1. Civic Office



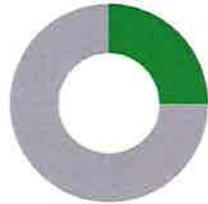
COA	22/23 Full Year Budget	22/23 YTD Actuals August	22/23 Percentage Spent
Civic Office	355,339	39,059	10.99%
1. Operating Income	0	(73)	0.00%
2. Operating Expenditure	355,339	39,132	11.01%

2. ORGANISATION LEADERSHIP

ACTION STATUS

25.00% (1)

ON TRACK



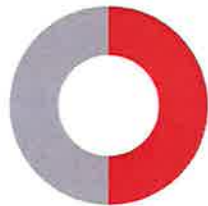
25.00% (1)

MONITOR



50.00% (2)

NEEDS WORK



0.00% (0)

NO TARGET



ACTION PERFORMANCE







Actions reported on	4
At least 80% of action target achieved	1
Between 50% and 80% of action target achieved	1
Less than 50% of action target achieved	2
Actions with no target set	0

2. ORGANISATION LEADERSHIP

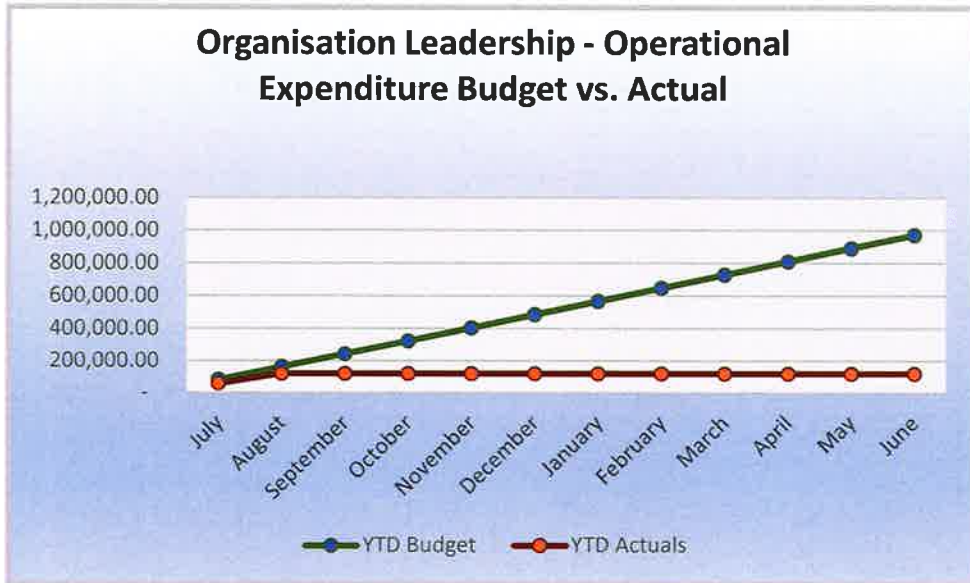
Business Unit: Organisation Leadership

Service Profile: Organisation Leadership

Action	Responsibility	Progress Comment	Action Status	Start Date	End Date	% Complete	Target	Status
5.1.2.4 Implement the long-term financial strategy, aligning the Long-Term Financial Plan with the Asset Management Plan.	Chief Executive	August-2022 Community consultation is ongoing, as mentioned we have three possible scenarios and subsequent associated plans. We will continue to cut costs and streamline services as much as we can until we have an outcome which wont be until May 2023. Unfortunately, the amorphous situation requires that we develop three plans based on three possible outcomes. This has meant tripling the work load of some of our team. This has been raised by both the OLG and our auditors as a particular impost and costly exercise however we all agree that we have little choice considering the situation.	In Progress	01/07/22	30/06/23	16.00	100.00	 NEEDS WORK
5.1.2.5 Apply for a Special Rate Variation.	Chief Executive	August -2022 Consultation including both group and face to face meetings are ongoing.	In Progress	01/07/22	30/06/23	75.00	100.00	 MONITOR
5.1.2.6 Report to council identifying efficiency savings of 10-15% across the budget, for the 2022/23 financial year.	Chief Executive	Complete has been reported to council as directed	Completed	01/07/22	30/06/23	100.00	100.00	 ON TRACK

Action	Responsibility	Progress Comment	Action Status	Start Date	End Date	% Complete	Target	Status
5.1.2.7 Provide Council a Review of operating plan for the Visitor Information Centre.	Manager Economic Development & Special Projects	<p>The Visitor Information Centre continues to operate six-days-a-week with reduced opening hours on Saturdays - now closing 2:30pm.</p> <p>Visitor Information Centre Update: August visitors to visitor information centre = 1,158 (1201% increase on July 2021 – COVID closures) August visitors to Visit Tenterfield website = 3,446 (77.8% increase on July 2021) 41% of visitors from New South Wales, 33% from Queensland and 12% from Victoria. Tenterfield Visitor Information Centre has a 4.5 star review on Google (151 reviews) & 4.5 star review on TripAdvisor (107 reviews).</p>	In Progress	01/07/22	30/06/23	16.00	100.00	

2. Organisation Leadership



COA	22/23 Full Year Budget	22/23 YTD Actuals August	22/23 Percentage Spent
Organisation Leadership	970,404	120,014	12.37%
2. Operating Expenditure	970,404	120,014	12.37%

3. COMMUNITY DEVELOPMENT

ACTION STATUS


0.00% (0)

ON TRACK



0.00% (0)

MONITOR



100.00% (5)

NEEDS WORK



0.00% (0)

NO TARGET



ACTION PERFORMANCE




Actions reported on	5
At least 80% of action target achieved	0
Between 50% and 80% of action target achieved	0
Less than 50% of action target achieved	5
Actions with no target set	0




3. COMMUNITY DEVELOPMENT


Business Unit: Community Development

Service Profile: Community Development

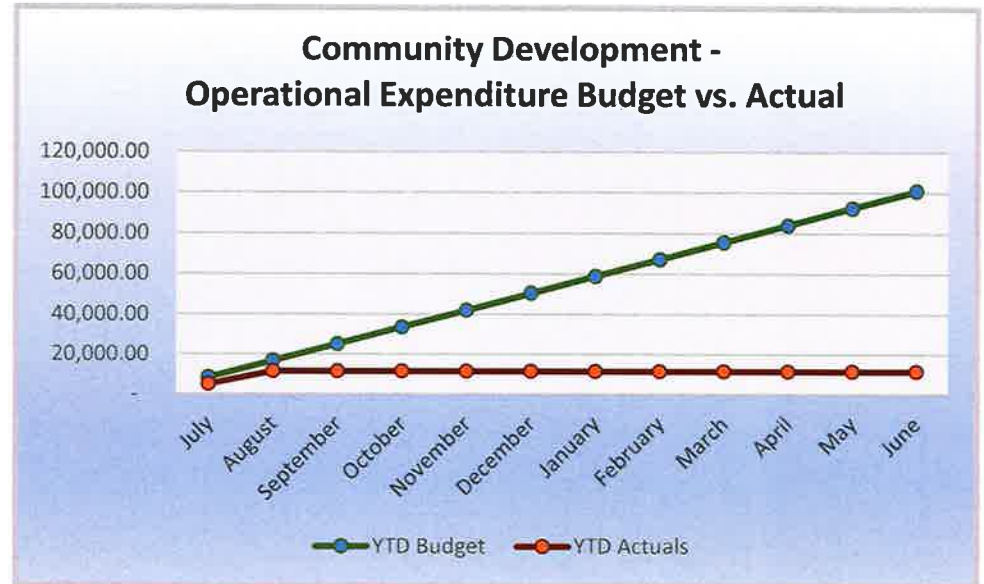
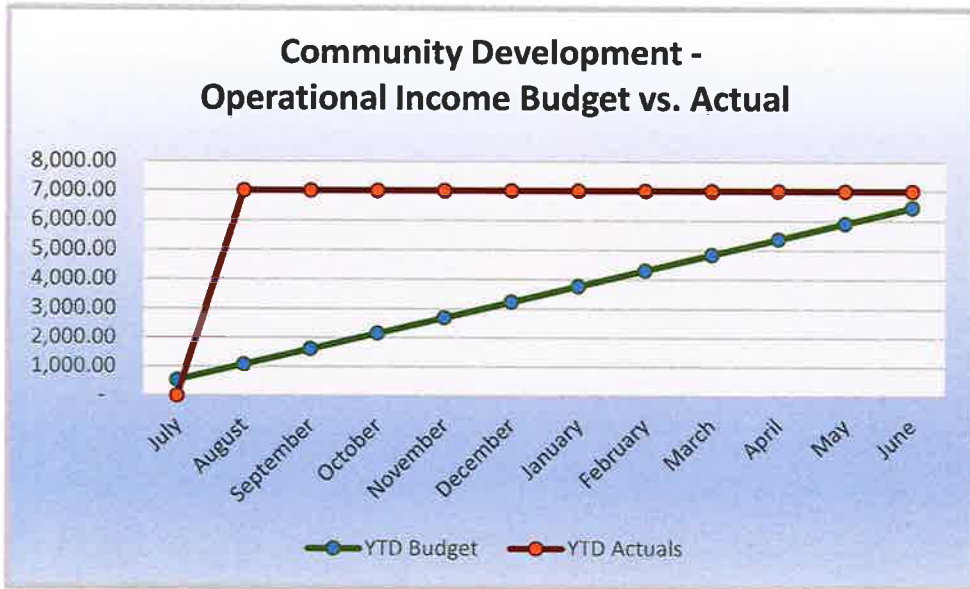
Action	Responsibility	Progress Comment	Action Status	Start Date	End Date	% Complete	Target	Status
1.1.1.1 Improve and maintain communication methods in accordance with the Community Engagement Strategy.	Manager Economic Development & Special Projects	<p>Manager worked with other staff to use all available avenues to communicate Council activities - social media, local newspaper and radio as well as Your Local News and direct meetings with the public.</p> <p>In August, TSC Facebook page proved popular with page reach of 3690. Individual posts have topped at 1535, with many reaching 900-plus.</p> <p>Notices/reminders for SRV consultations/meetings reached 1149 for the 3 Sept Information Session; Calculate Your Proposed Rate Rise 506 and Mayoral videos 446 (Loans, cash and investments) and 257 (Rate caps, pegs and SRVs).</p> <p>Audience Facebook Page likes 184 Gender Women 79.4 Men 20.59</p> <p>Top towns/cities Tenterfield, NSW, Australia 64.7% Stanthorpe, QLD, Australia</p>	In Progress	01/07/22	30/06/23	16.00	100.00	

2.7%
Toowoomba, QLD, Australia
2.7%
Sydney, NSW, Australia
2.2%
Brisbane, QLD, Australia
1.6%
Wallangarra, QLD, Australia
1.6%
Ballina, NSW, Australia
1.1%
Ipswich, QLD, Australia
1.1%
Lismore, NSW, Australia
1.1%
Liston, NSW, Australia
1.1%
Top countries
Australia
98.4%

Action	Responsibility	Progress Comment	Action Status	Start Date	End Date	% Complete	Target	Status
1.1.1.2 Provide opportunities for the community to participate in decision making via Council Committees.	Community Development Officer	<p>Disability & Inclusion committee: The community did not attend, managers are aware of the situation. Working on the new (Disability Inclusion Action Plan) DIAP'S with Lee Mathers and meetings with community members to look for ways to engage the community.</p> <p>Aboriginal Advisory Committee: last meeting on 31st of August. They decide to meet up monthly. Next meeting would be 12th October.</p> <p>Youth Advisory Committee: Meeting on 1st September, good work engaging with youth, offered different ways to participate and represent their peers. Still a lot to do for them to develop ownership</p>	In Progress	01/07/22	30/06/23	16.00	100.00	 NEEDS WORK
1.1.2.1 Implement wellbeing programs and activities in partnership with the Aboriginal Advisory Committee. Contribute to NAIDOC week and develop and implement Reconciliation Action Plan (RAP).	Community Development Officer	Supporting Moombahlene with the organisation and grant application for NAIDOC Week, promoting NAIDOC in Council's platforms.	In Progress	01/07/22	30/06/23	16.00	100.00	 NEEDS WORK
1.1.3.1 Support the physical and mental health of the community, through wellbeing activities which improve community capacity and resilience. This includes contributing and supporting local events such as Youth Week.	Community Development Officer	<p>Application and development for Spring Break Holiday 2022</p> <p>Supporting Community group interest in parkrun.</p> <p>Promoting and advocating for different activities and programs to happen in Tenterfield through Tenterfield in Touch.</p>	In Progress	01/07/22	30/06/23	16.00	100.00	 NEEDS WORK

Action	Responsibility	Progress Comment	Action Status	Start Date	End Date	% Complete	Target	Status
1.2.3.1 Deliver and report to the OLG on the Council's Disability Inclusion Action Plan.	Community Development Officer	<p>Tenterfield DIAP'S has expired last year and The NSW Government have update the regulations for this plan. Currently working on it.</p> <p>Raise community awareness of appropriate activities and services that promote inclusion through Tenterfield in Touch.</p>	In Progress	01/07/22	30/06/23	16.00	100.00	

3. Community Development



COA	22/23 Full Year Budget	22/23 YTD Actuals August	22/23 Percentage Spent
Community Development	94,298	4,565	4.84%
1. Operating Income	(6,444)	(7,000)	108.63%
2. Operating Expenditure	100,742	11,565	11.48%

4. ECONOMIC GROWTH & TOURISM

ACTION STATUS


0.00% (0)

ON TRACK



0.00% (0)

MONITOR



0.00% (0)

NEEDS WORK



100.00% (3)

NO TARGET




ACTION PERFORMANCE





Actions reported on	3
At least 80% of action target achieved	0
Between 50% and 80% of action target achieved	0
Less than 50% of action target achieved	0
Actions with no target set	3

4. ECONOMIC GROWTH & TOURISM

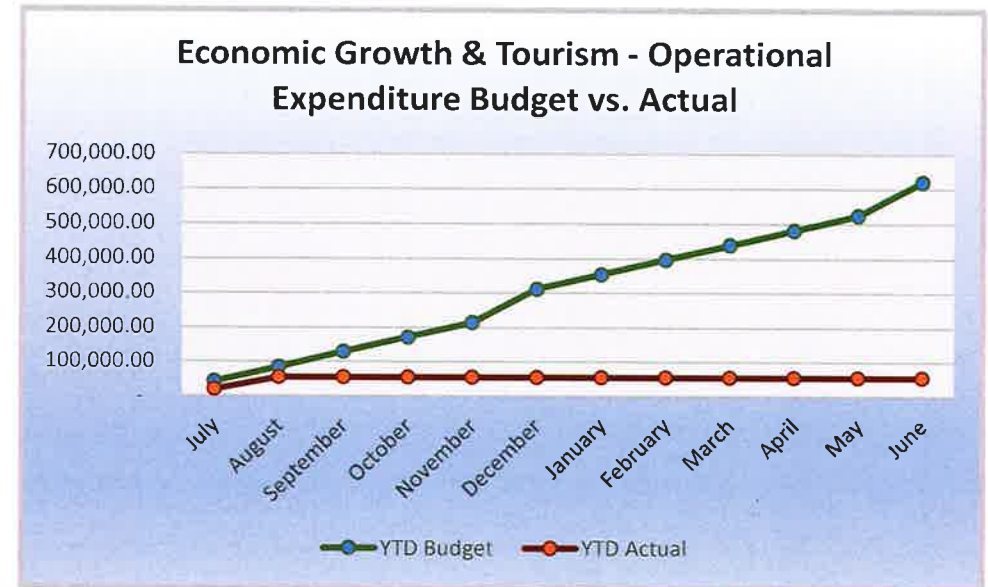
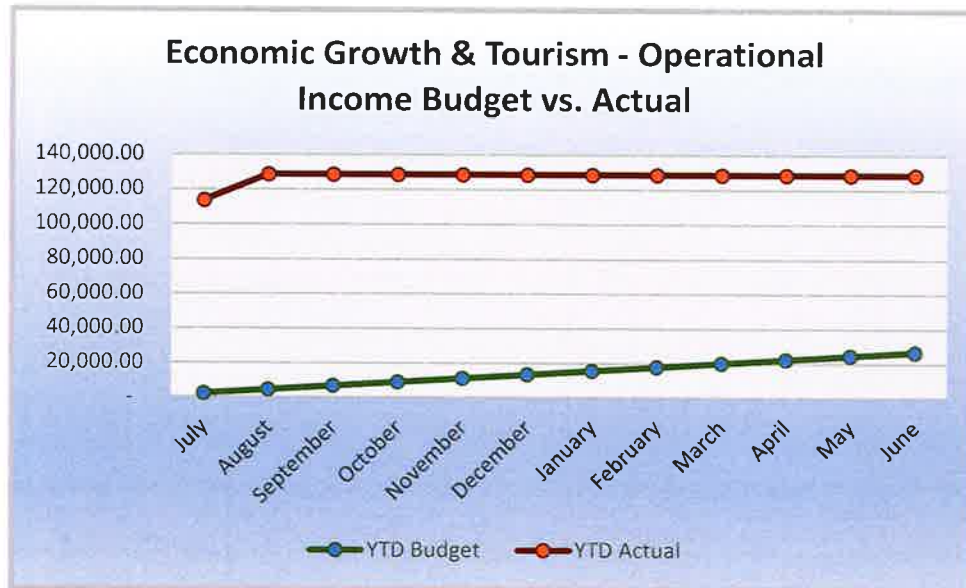
Business Unit: Economic Growth & Tourism									
Service Profile: Economic Growth & Tourism									
Action	Responsibility	Progress Comment	Action Status	Start Date	End Date	% Complete	Target	Status	
2.1.1.1 Develop and implement the Economic Development Strategy and Tourism Development Strategy, which also aligns with the Regional Economic Development Strategy (REDS).	Manager Economic Development & Special Projects	<p>Following TSC's resolution Wed, 24 Aug Council Meeting at Drake to accept offer to buy surplus land at Sugarbag Road Lot 26 DP 735029, agent has received deposit and has sent details to TSC's solicitor to prepare sale contract.</p> <p>Also at the 24 August Meeting, Council resolved to seek offers for the sale of the Tenterfield airstrip (Lot 1 DP 236737 – 27.48ha at Schrodgers Road, between Bruxner and New England Highways, 14km NW of Tenterfield) by inviting tenders from interested parties. Once the tender process is complete, Council will review offers and decide.</p> <p>Preliminary work has started on preparing tender ads and photography of the site.</p> <p>Local real estate marketing continues to be very strong -</p> <p>Monday, 15 August Manager with Enterprise Plus about holding a joint TSC-Chamber of Tourism, Industry and Business seminar during November – which is Small Business Month. The Chamber is interested in joint function and will get back to me with a date. The free seminar (funded by Federal govt) will focus on websites/social media - "Get Discovered – Stay Discovered" for Tenterfield small business owners – basically to discuss/show online options – for website,</p>	Ongoing	01/07/22	30/06/23		0.00		No TARGET

social media etc to help boost business. Hugh has worked with TSC and the Chamber previously and at this stage would be able to offer either a business breakfast or evening lecture. At the time of writing, Chamber was still considering a suitable date, possibly to coincide with its AGM.

Action	Responsibility	Progress Comment	Action Status	Start Date	End Date	% Complete	Target	Status
2.1.1.2 Deliver and manage Destination Marketing Plan and marketing campaigns and activities.	Manager Economic Development & Special Projects	<ul style="list-style-type: none"> • Regional Lifestyle Magazine Advertisements (Summer 22/23) – 1 x Visit Tenterfield and 1 x events in Tenterfield • Attended New England High Country monthly meeting regarding upcoming campaigns (Australian Traveller, We Are Explorers Social Campaign & Website Updates). • Tourism & Economic Development Newsletter sent out to 274 business recipients. 49% open rate • Tourism Advisory Meeting held with staff and Councillors – networking meetings for businesses to be organised later in the year • Grants: <ul style="list-style-type: none"> o Reconnecting Regional NSW Events <p>Fund – have requested additional information and are still processing grant</p> <ul style="list-style-type: none"> o Business Case and Strategy Fund – supported external organisations applications with letters of support and information (National Monument Project and Angry Bull Trails). <ul style="list-style-type: none"> • Ongoing: regular website and events updates on Visit Tenterfield, New England High Country & Destination NSW websites; regular social media posts; <ul style="list-style-type: none"> communicating with new and existing tourism businesses and events. <p>Social Media Stats – August 2022: Facebook Reach: 18,206 from 13 Facebook posts. Facebook Page Likes: 6,704 (+44 new) Instagram Reach: 7,978 from 11 Instagram posts & 4 stories Instagram Followers: 2,795 (+28 new)</p>	Ongoing	01/07/22	30/06/23		0.00	 No TARGET

Action	Responsibility	Progress Comment	Action Status	Start Date	End Date	% Complete	Target	Status
5.2.3.1 Support future proposals for improved telecommunications infrastructure.	Manager Economic Development & Special Projects	Nil to report in this area.	Ongoing	01/07/22	30/06/23		0.00	 No TARGET

4. Economic Growth and Tourism



COA	22/23 Full Year Budget	22/23 YTD Actuals August	22/23 Percentage Spent
Economic Growth and Tourism	600,632	(1,037,879)	-172.80%
1. Operating Income	(26,713)	(128,706)	481.81%
2. Operating Expenditure	620,314	55,446	8.94%
3. Capital Income	0	(994,593)	0.00%
4. Capital Expenditure	0	28,760	0.00%
4235004. PSLP - Tenterfield Youth Precinct & Mountain Bike Trailhead	0	28,760	0.00%
6. Liabilities	7,031	1,214	17.26%

5. THEATRE & MUSEUM COMPLEX

ACTION STATUS

0.00% (0)

ON TRACK



0.00% (0)

MONITOR



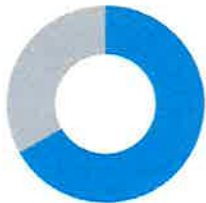
33.33% (1)

NEEDS WORK



66.67% (2)

NO TARGET






ACTION PERFORMANCE



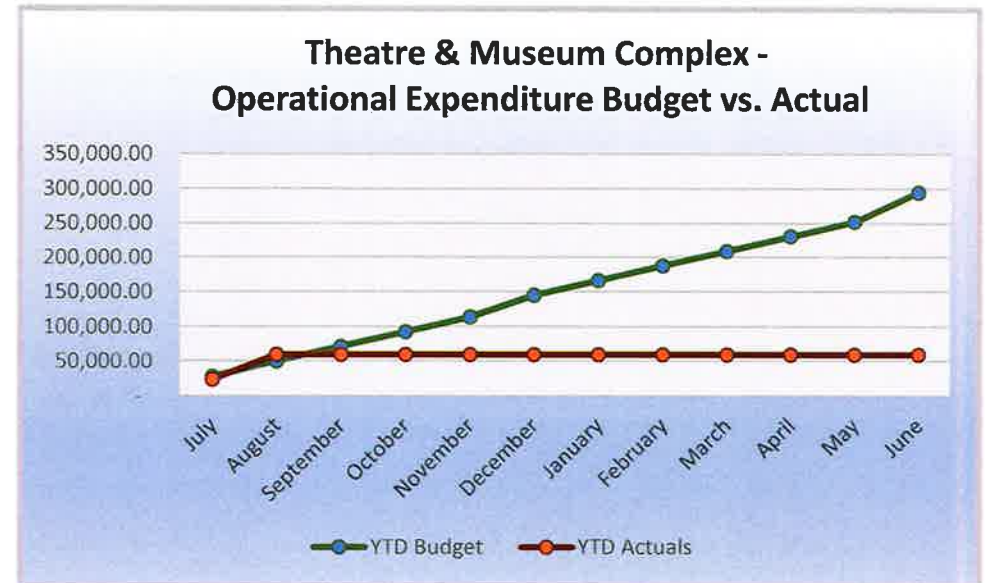
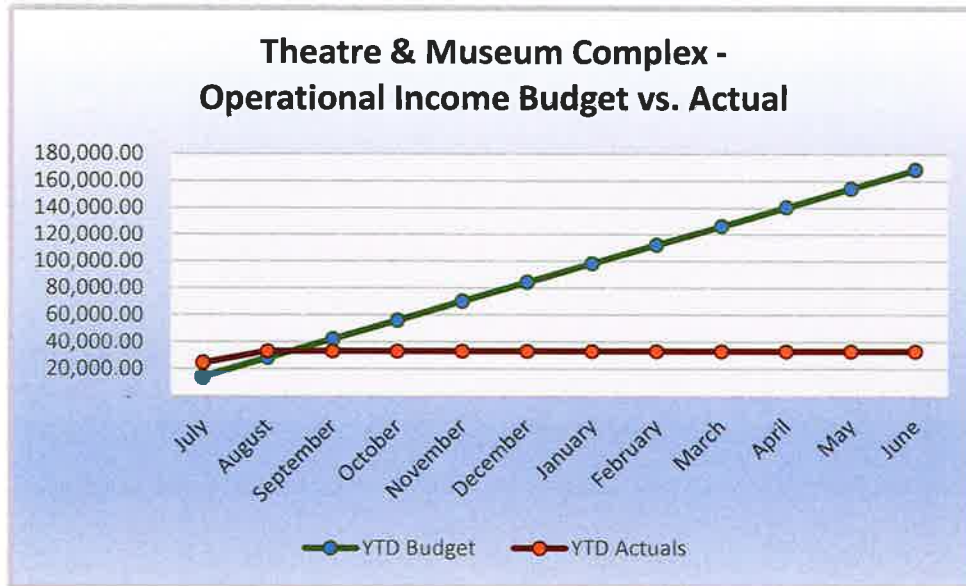
Actions reported on	3
At least 80% of action target achieved	0
Between 50% and 80% of action target achieved	0
Less than 50% of action target achieved	1
Actions with no target set	2

Business Unit: Theatre & Museum Complex

Service Profile: Theatre & Museum Complex

Action	Responsibility	Progress Comment	Action Status	Start Date	End Date	% Complete	Target	Status
1.1.3.4 Develop and proactively manage and deliver cinema program, theatre education and youth related programs.	Manager Arts, Culture and Library Services	During the August reporting period the School of Arts Cinema/Theatre program showcased 30 film screenings and 2 live event including The Owls Apprentice children's shadow puppet event and Byron Writers Festival satellite event - the Five Writers Road Trip attracting 50 attendees. Total cinema/theatre ticket sales for the August period were 477. Popular film screenings included 'More Tenterfield Stories' with 120 attendees; Minions Kids Animation film with 53 attendees; Elvis with 66 attendees and Thor with 93 attendees.	Ongoing	01/07/22	30/06/23	0.00		 No TARGET
1.1.3.5 Manage and operate the Sir Henry Parkes Memorial School of Arts (Cinema, Theatre, and Museum) in partnership with the National Trust of Australia.	Manager Arts, Culture and Library Services	During the August reporting period operations were managed in-line with approved operational budgets. The Museum welcomed 280 visitors. The Sir Henry Parkes Memorial School of Art Joint Management Committee meeting was scheduled for 1 September 2022.	In Progress	01/07/22	30/06/23	16.00	100.00	 NEEDS WORK
1.2.4.1 Provide volunteer training and upskilling in a safe and engaging work environment.	Manager Arts, Culture and Library Services	During the August reporting period staff provided ongoing support to the SoA Volunteer program with volunteers providing vital support for front-of-house operations and projectionist support for the Cinema.	Ongoing	01/07/22	30/06/23	0.00		 No TARGET

5. Theatre and Museum Complex



COA	22/23 Full Year Budget	22/23 YTD Actuals August	22/23 Percentage Spent
Theatre & Museum Complex	220,190	26,044	11.83%
1. Operating Income	(168,316)	(33,141)	19.69%
2. Operating Expenditure	294,365	59,185	20.11%
4. Capital Expenditure	94,141	0	0.00%
5005508. School of Arts - Replace/Repair Carpet. Resand & Reseal Floors (SRV)	94,141	0	0.00%

6. LIBRARY SERVICES

ACTION STATUS

50.00% (1)

ON TRACK



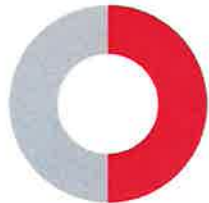
0.00% (0)

MONITOR



50.00% (1)

NEEDS WORK



0.00% (0)

NO TARGET





ACTION PERFORMANCE

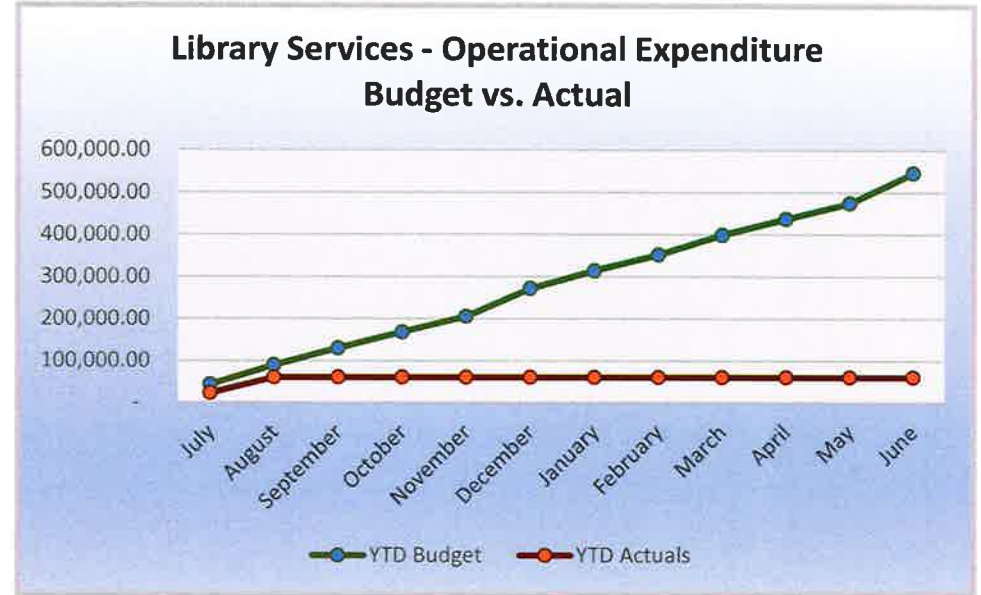
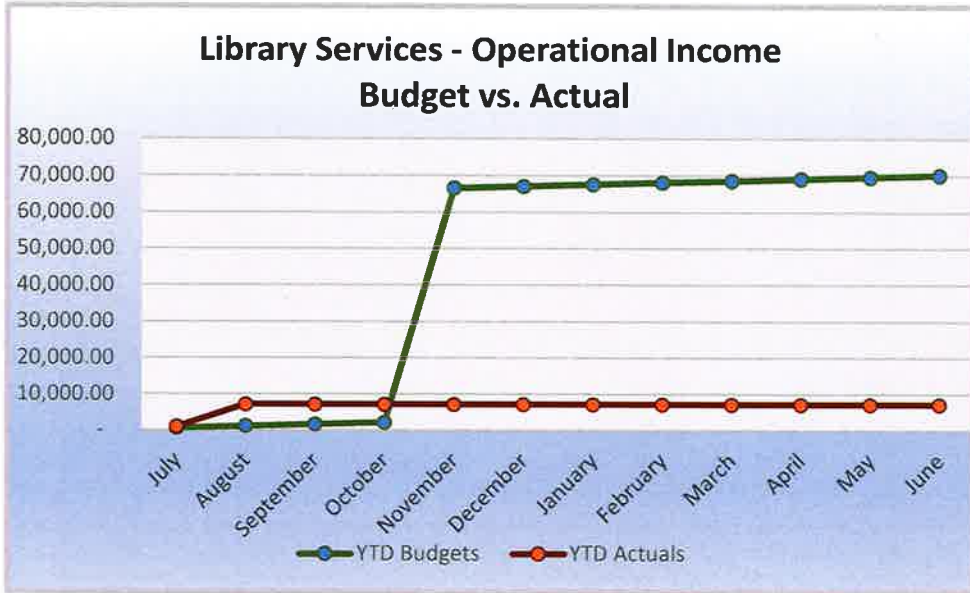


Actions reported on	2
At least 80% of action target achieved	1
Between 50% and 80% of action target achieved	0
Less than 50% of action target achieved	1
Actions with no target set	0

6. LIBRARY SERVICES

Business Unit: Library Services								
Service Profile: Library Services								
Action	Responsibility	Progress Comment	Action Status	Start Date	End Date	% Complete	Target	Status
1.1.3.2 Deliver technology and resources to individuals and small groups via library services.	Manager Arts, Culture and Library Services	During the August reporting period the Library provided services to 1,234 visitors including 208 users accessing the Library Public Computers. Activities included Weekly story time on Thursdays and Home Library Services to 32 borrowers.	In Progress	01/07/22	30/06/23	16.00	100.00	 NEEDS WORK
1.1.3.3 Manage all corporate art, artefacts, honour boards and memorabilia (including audit and security).	Manager Arts, Culture and Library Services	During the August reporting period the museum collection inventory audit continued with all items now recorded. Next stage of the collection inventory audit will involve cross reference of items that aren't listed as part of a collection to determine individual loan item ownership.	Completed	01/07/22	30/06/23	100.00	100.00	 ON TRACK

6. Library Services



COA	22/23 Full Year Budget	22/23 YTD Actuals August	22/23 Percentage Spent
Library Services	482,542	(142,365)	-29.50%
1. Operating Income	(70,139)	(7,142)	10.18%
2. Operating Expenditure	545,681	60,544	11.10%
3. Capital Income	(19,329)	(196,886)	1018.60%
4. Capital Expenditure	19,329	0	0.00%
5000524. Local Priority Grant 2022/23	19,329	0	0.00%
6. Liabilities	7,000	1,119	15.99%

7. WORKFORCE DEVELOPMENT

ACTION STATUS

0.00% (0)

ON TRACK




0.00% (0)

MONITOR



0.00% (0)

NEEDS WORK



100.00% (5)

NO TARGET



ACTION PERFORMANCE






Actions reported on	5
At least 80% of action target achieved	0
Between 50% and 80% of action target achieved	0
Less than 50% of action target achieved	0
Actions with no target set	5



7. WORKFORCE DEVELOPMENT

Business Unit: Workforce Development

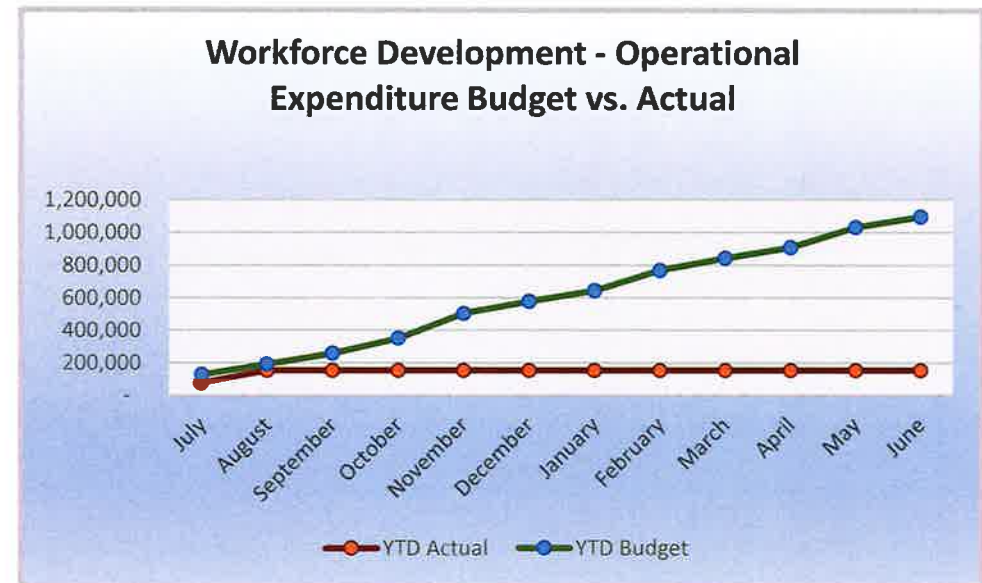
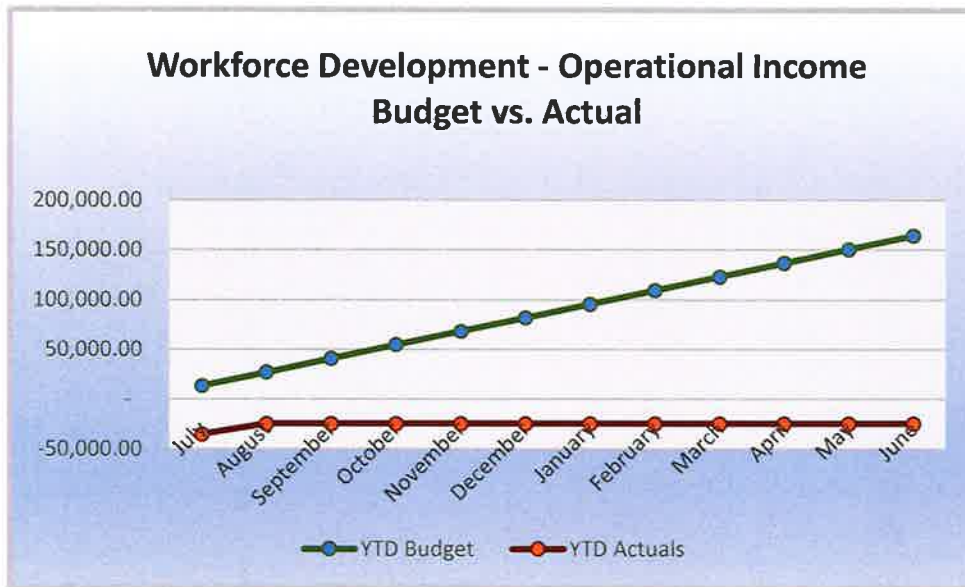
Service Profile: Workforce Development

Action	Responsibility	Progress Comment	Action Status	Start Date	End Date	% Complete	Target	Status
5.1.1.4 Develop, manage and deliver the Workforce Management Strategy.	Manager HR & Workforce Development	<p>The current recruitment moratorium and financial constraints has initiated and internal review of current secondments, higher duties and position description drifts. This workforce review has led to lateral transfers, internal positional advertisements and positional description analysis to increase operational efficiencies, provide job clarity, boost moral and ensure compliance with applicable industrial instruments. Council continues to provide an on site Employee Assistance Program, independent counselling and advice services. August percentage program utilisation = 12.73% of the Workforce.</p> <p>Flexible work arrangement requests have been received, reviewed and processed whilst remaining mindful of financial constraints, community service level commitments and expectations.</p>	Ongoing	01/07/22	30/06/23		0.00	 No TARGET

Action	Responsibility	Progress Comment	Action Status	Start Date	End Date	% Complete	Target	Status
5.1.1.5 Facilitate worker health and wellbeing consultation communication, and participation processes.	Manager HR & Workforce Development	<p>The health, wellbeing and moral of Staff has been negatively impacted by the uncertainty of the current environment leading to an increase in the utilisation of Councils Employee Assistance Program (EAP) for August. Council is taking all reasonably practicable measures to mitigate this uncertainty by providing open communication, positional clarity and organisational support.</p> <p>Ten (10) WHS toolbox talks, forty four (44) drug and alcohol tests, three (3) audits, twenty nine (29) site inspections and one (1) employee induction conducted in August. Distribution of COVID PPE is now 90% complete and has been well received by business's, and local villages e.g. Urbenville, Torrington and Drake.</p>	Ongoing	01/07/22	30/06/23		0.00	 No TARGET
5.1.1.6 Develop, manage and deliver Employer the skills targeted training plans.	Manager HR & Workforce Development	<p>Certificate IV in civil construction underway and ongoing.</p> <p>Leadership program underway with selected staff to encourage emerging leaders and bolster succession planning.</p> <p>Funded training has been received for regulatory training. Basic Chainsaw (Fell Trees) has been completed, Chemical Application (ChemCert) has been partially completed, with another course to run in September. Traffic Control, Implement Traffic Control Plans and Prepare a Work Zone Traffic Management Plan courses are currently being sourced. Expected delivery in October 2022.</p> <p>Funding is still being sourced for other regulatory and training needs.</p>	Ongoing	01/07/22	30/06/23		0.00	 No TARGET

Action	Responsibility	Progress Comment	Action Status	Start Date	End Date	% Complete	Target	Status
5.1.1.7 Develop, manage and deliver Employer of Choice recruitment and retention services.	Manager HR & Workforce Development	The annual staff performance reviews are underway for the respective Managers to discuss and consult with their line reports. The internal review and action on long term secondments, higher duties and position description drifts triggered by the financial constraints will improve moral by solidifying status, ensuring clarity, developing autonomy and providing organisation fairness.	Ongoing	01/07/22	30/06/23		0.00	 No TARGET
5.1.1.8 Manage and report on Council's Enterprise Risk Management Framework and Risk Register.	Manager HR & Workforce Development	State Wide Mutual's Continuous Improvement Pathway (CIP) program based on the principles contained in AS/NZS ISO31000:2009 for the management of risk begun in July, and is continually ongoing for submission in mid September 2022.	Ongoing	01/07/22	30/06/23		0.00	 No TARGET

7. Workforce Development



COA	22/23 Full Year Budget	22/23 YTD Actuals August	22/23 Percentage Spent
Workforce Development	931,385	180,629	19.39%
1. Operating Income	(164,190)	24,641	-15.01%
2. Operating Expenditure	1,095,575	155,988	14.24%

8. EMERGENCY SERVICES

ACTION STATUS

0.00% (0)

ON TRACK



0.00% (0)

MONITOR



100.00% (1)

NEEDS WORK



0.00% (0)

NO TARGET




ACTION PERFORMANCE



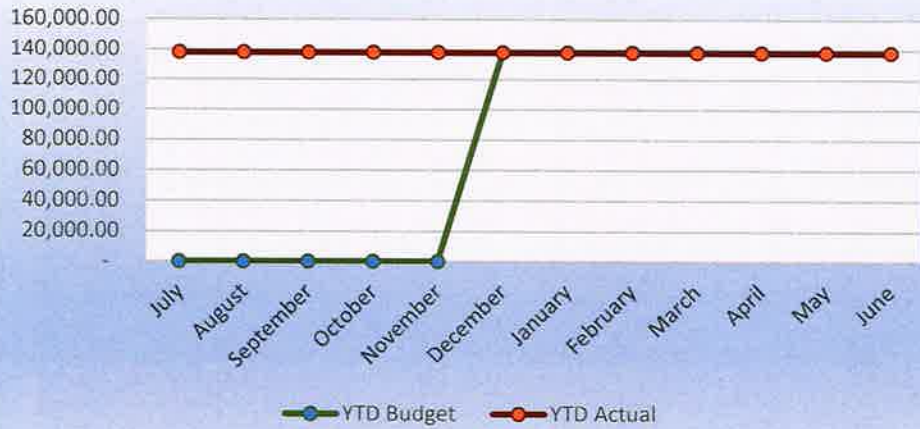
Actions reported on	1
At least 80% of action target achieved	0
Between 50% and 80% of action target achieved	0
Less than 50% of action target achieved	1
Actions with no target set	0

8. EMERGENCY SERVICES

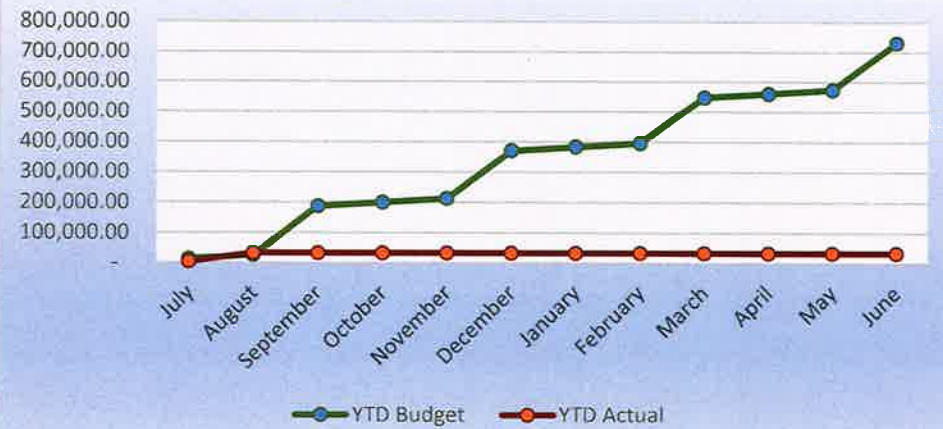
Business Unit: Emergency Services								
Service Profile: Emergency Services								
Action	Responsibility	Progress Comment	Action Status	Start Date	End Date	% Complete	Target	Status
3.1.6.1 Develop, manage and deliver Emergency Management functions and facilities.	Manager HR & Workforce Development	Local Emergency Management Committee (LEMC) meetings working effectively. Council's organisational COVID control measures have been reviewed in light of the August positive cases spike leading to additional control measure implementation.	In Progress	01/07/22	30/06/23	16.00	100.00	 NEEDS WORK

8. Emergency Services

**Emergency Services - Operational Income
Budget vs. Actual**



**Emergency Services - Operational Expenditure
Budget vs. Actual**



COA	22/23 Full Year Budget	22/23 YTD Actuals August	22/23 Percentage Spent
Emergency Services	592,620	(105,526)	-17.81%
1. Operating Income	(138,210)	(138,165)	99.97%
2. Operating Expenditure	730,830	32,639	4.47%

9. FINANCE & TECHNOLOGY

ACTION STATUS






ACTION PERFORMANCE



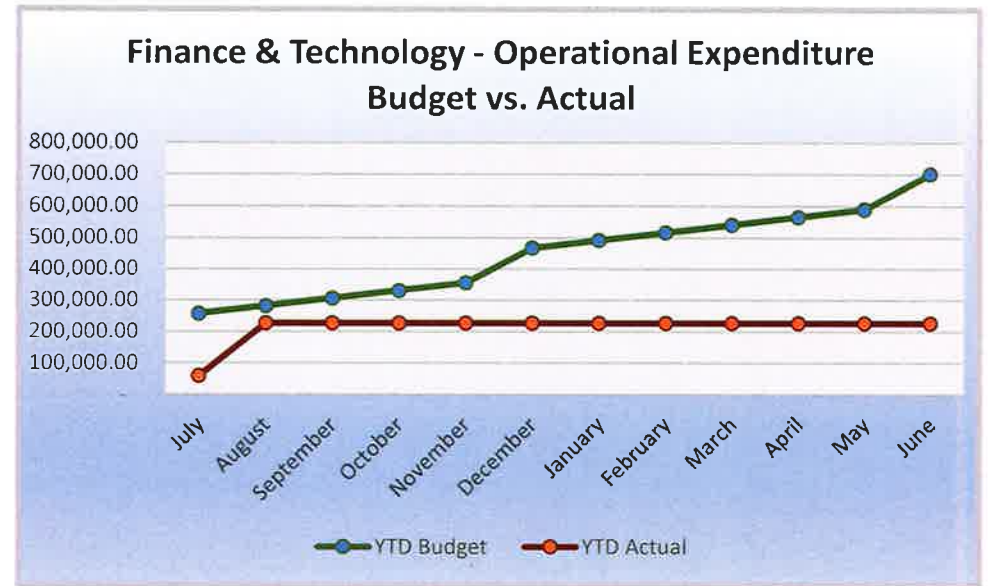
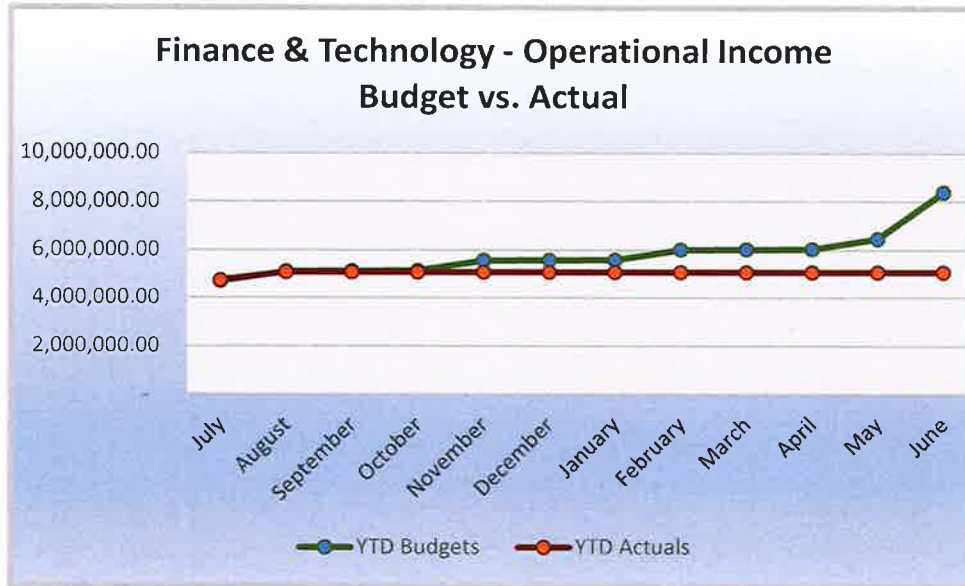
Actions reported on	4
At least 80% of action target achieved	1
Between 50% and 80% of action target achieved	0
Less than 50% of action target achieved	2
Actions with no target set	1

9. FINANCE & TECHNOLOGY

Business Unit: Finance & Technology									
Service Profile: Finance & Technology									
Action	Responsibility	Progress Comment	Action Status	Start Date	End Date	% Complete	Target	Status	
5.1.2.1 Manage and deliver finance services.	Manager Finance and Technology	<p>Council continues to seek to provide affordable services and delivery whilst ensuring finances are operated effectively. As Council is undergoing a proposed special rate variation for FY 23/24 and FY24/25 to increase its own source operating revenue which will result in determination of services availability across the shire.</p> <p>As at August 2022 Council is delivering and managing its financial services.</p>	In Progress	01/07/22	30/06/23	16.00	100.00		 NEEDS WORK
5.1.2.2 Manage and report on Council's Long-Term Financial Plan, and facilitate and support internal and external audits.	Manager Finance and Technology	<p>Council Long Term Financial Plan has been updated and presented to Council as part of the Integrated Planning and Reporting documents. The plan is subject to change depending on the outcome of the Council's view on Proposed Special Rate Variation and subsequent acceptance by IPART. Council has received its Interim Audit Management Letter - No New Issues were raised by the Auditor.</p> <p>Council has completed its Preparation of Annual Financial Statements FY21-22. Auditors have conducted their audit procedure and a close off meeting with the auditors has taken place. Council is awaiting final management letter and correspondence from the auditors. No new issues (Council Control) were identified by Council.</p>	In Progress	01/07/22	30/06/23	80.00	100.00		 ON TRACK

Action	Responsibility	Progress Comment	Action Status	Start Date	End Date	% Complete	Target	Status
5.1.2.3 Manage investments - Plan develop and manage Council's investment portfolio.	Manager Finance and Technology	<p>Investments are managed within council's Investment Policy guidelines. Investments are reported to Council every month as part of the Finance and Accounts report, with the latest update being provided for July 2022. Council's interest on investments has been positive since the incremental increase in interest rates over the last couple of months. Council invests accordingly to its Investment Policy.</p> <p>A review of the Investment Policy is underway and will be presented to Council through workshops in October.</p>	Ongoing	01/07/22	30/06/23		0.00	 No TARGET
5.1.4.1 Develop, manage and deliver Council's Technology Strategic Plan.	Manager Finance and Technology	<p>Work is continuing in the development of IT Strategic Plan and additional policies are in the process of being developed to comply with relevant legislative requirements. Asset Management System is a Work in Process and is expected to be completed by December 2022. Greenlight interface portal which links Council to NSW Department of Planning has been successfully incorporated and relevant staff training has been completed.</p>	In Progress	01/07/22	30/06/23	16.00	100.00	 NEEDS WORK

9. Finance and Technology



COA	22/23 Full Year Budget	22/23 YTD Actuals August	22/23 Percentage Spent
Finance & Technology	(7,377,087)	(4,840,633)	65.62%
1. Operating Income	(8,381,449)	(5,079,532)	60.60%
2. Operating Expenditure	701,069	228,016	32.52%
4. Capital Expenditure	225,000	4,199	1.87%
1810501. Computer Equipment - Finance & Tech	75,000	0	0.00%
1810508. Capitalised Software	150,000	4,199	2.80%
6. Liabilities	78,293	6,684	8.54%

10. CORPORATE & GOVERNANCE

ACTION STATUS

25.00% (1)

ON TRACK



0.00% (0)

MONITOR



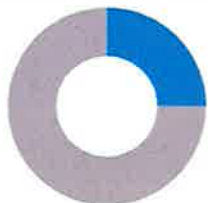
50.00% (2)

NEEDS WORK



25.00% (1)

NO TARGET







ACTION PERFORMANCE



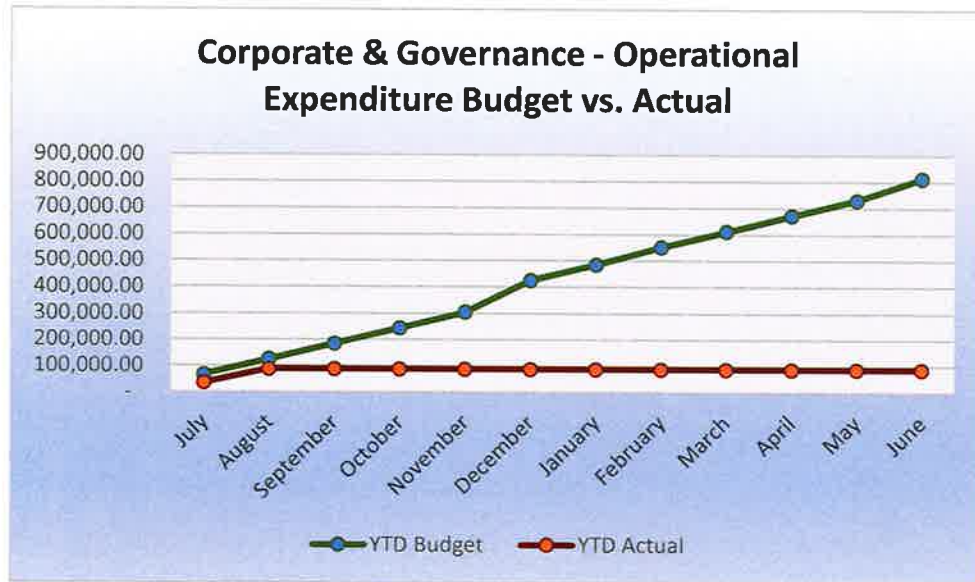
Actions reported on	4
At least 80% of action target achieved	1
Between 50% and 80% of action target achieved	0
Less than 50% of action target achieved	2
Actions with no target set	1

10. CORPORATE & GOVERNANCE

Business Unit: Corporate & Governance								
Service Profile: Corporate & Governance								
Action	Responsibility	Progress Comment	Action Status	Start Date	End Date	% Complete	Target	Status
5.1.1.1 Develop, manage and deliver Customer Services, in accordance with the Customer Service Charter.	Manager Customer Service, Governance & Records	<p>Compliments for August 2022 - 0 Complaints for August 2022 - 2 Abusive customers for August 2022 - 3 Customer Service General Enquiries for August 2022 - 141 Inbound calls for August 2022 - Not provided to Manager by time of reporting.</p> <p>No community comments were received on draft Customer Service Charter 2022. The Charter is now in effect, and available on Council's website. New customer service hours of 9.30am to 4pm have been implemented along with new phone hours the same.</p> <p>Limited availability of customer service staff saw lunchtime closures on three days in August 2022. Consideration is being made regarding closing for lunchtime on a more permanent basis. A report will be provided to Council on a proposed trial between September 2022 and December 2022.</p>	Ongoing	01/07/22	30/06/23		0.00	 No TARGET

Action	Responsibility	Progress Comment	Action Status	Start Date	End Date	% Complete	Target	Status
5.1.1.2 Develop, manage and deliver Governance Services, in accordance with the OLG Compliance Guide, IP&R Framework and Reporting including the Monthly Operational Report, GIPA and PIDS and facilitate and support the ARIC.	Manager Customer Service, Governance & Records	Public Interest Disclosure Report for January to June 2022 to be submitted to NSW Ombudsman's Office by 12 August 2022. Council policies are being reviewed and updated by all service areas in preparation for requirement to have Council readopt all policies within 12 months of the new Council term. Policies will be submitted to Council initially for updates to be adopted, then a group report will be submitted to Council before January 2023 for readoption as a whole.	In Progress	01/07/22	30/06/23	40.00	100.00	 NEEDS WORK
5.1.1.3 Develop, manage and deliver Records Management Services, in accordance with legislation.	Manager Customer Service, Governance & Records	Records staff have commenced transfers of financial and rates records due for destruction from the Records holding area in the Depot Stores building across town to Records House in Manners Street. Once all records for destruction are removed, financial and rates records from last financial year will be moved to Records House and the Depot Stores building for statutory retention, being seven years. Records staff have scoped out technical requirements to recommence digitisation program tasks at Records House. The recommencement of activities at Records House requires a scanner and two computers to be set up there again, and have staff able to work there at least three afternoons per week. This will allow records to be held electronically and further reduce the paper holding of Council.	In Progress	01/07/22	30/06/23	40.00	100.00	 NEEDS WORK
5.2.1.1 Deliver independent bi-annual Customer Satisfaction survey.	Manager Customer Service, Governance & Records	Taverner Research Group conducted the the Community Satisfaction Survey 2022. The final report for the survey will be submitted to Council's Ordinary Meeting of September 2022.	Completed	01/07/22	30/06/23	100.00	100.00	 ON TRACK

10. Corporate and Governance



COA	22/23 Full Year Budget	22/23 YTD Actuals August	22/23 Percentage Spent
Corporate and Governance	810,470	88,002	10.86%
1. Operating Income	(1,616)	(255)	15.79%
2. Operating Expenditure	812,086	88,257	10.87%

11. ENVIRONMENTAL MANAGEMENT

ACTION STATUS


0.00% (0)

ON TRACK



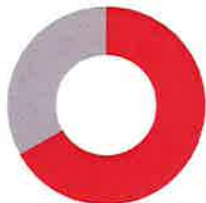
0.00% (0)

MONITOR



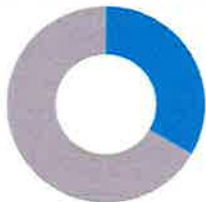
66.67% (2)

NEEDS WORK



33.33% (1)

NO TARGET





ACTION PERFORMANCE




Actions reported on	3
At least 80% of action target achieved	0
Between 50% and 80% of action target achieved	0
Less than 50% of action target achieved	2
Actions with no target set	1

11. ENVIRONMENTAL MANAGEMENT

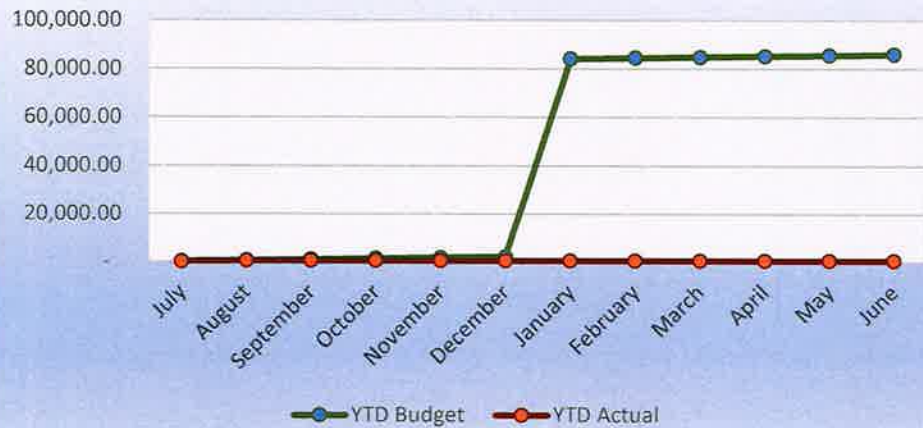
Business Unit: Environmental Management								
Service Profile: Environmental Management								
Action	Responsibility	Progress Comment	Action Status	Start Date	End Date	% Complete	Target	Status
3.1.2.1 Enforce Companion Animals, Illegal Dumping and Parking Control regulations.	Manager Open Space, Regulatory & Utilities	<p>1 Feral cat were caught and euthanised. No dogs impounded, 1 dog surrendered and euthanised</p> <p>Council received notification in relation to 2 dog attacks. One dog has been surrendered and euthanised. Council currently has no Ranger to enforce parking regulations or attend to other miscellaneous complaints. No abandon vehicles reported No illegal dumping was reported for August. Calls were received for straying livestock on public roads on weekends and after hours. No action taken as there is no on call staff available. Complaints about dogs not being walked on leads and owners not picking up after their animal, Ranger not replaced to undertake patrols.</p>	In Progress	01/07/22	30/06/23	10.00	100.00	

Action	Responsibility	Progress Comment	Action Status	Start Date	End Date	% Complete	Target	Status
3.1.2.2 Manage and deliver the Weeds Management Program, Council's Weeds Action Plan and regional weeds management plans.	Manager Open Space, Regulatory & Utilities	<p>Weed Officer Report - August</p> <p>Black Knapweed - inspections and treatments along Bellevue and Aldershot Rds., and on private property as required.</p> <p>Tropical Soda Apple - treatments in the Urbenville area as part of the Bushfire Recovery Grant.</p> <p>Serrated Tussock - Treated along the New England Highway at Deepwater and Rockdale Rd</p> <p>Private Property Inspections - 31 inspections undertaken for August, mostly around the Beaury Creek, Grahams Creek and Woodenbong areas.</p> <p>High Risk Pathways - Inspections done along the New England Highway from Deepwater to Wallangarra, from Tenterfield to Tabulam along the Bruxner Highway, Tenterfield to the Beardy River along the Bruxner way, Tenterfield to Woodenbong along the Mt Lindsey Highway and Tooloom rd. No new incursions found.</p> <p>High Risk Waterway Inspections - Inspections done in areas of the Clarence River for Water Weeds. No new incursions found.</p> <p>Border Inspections - Inspections done at Boarder Gate Rd., Summit Rd, Sugarloaf Rd. and Amosfield Rd. No new incursions found.</p> <p>Meetings - Regional Weeds Committee meeting in Inverell.</p>	Ongoing	01/07/22	30/06/23	0.00	0.00	 No TARGET

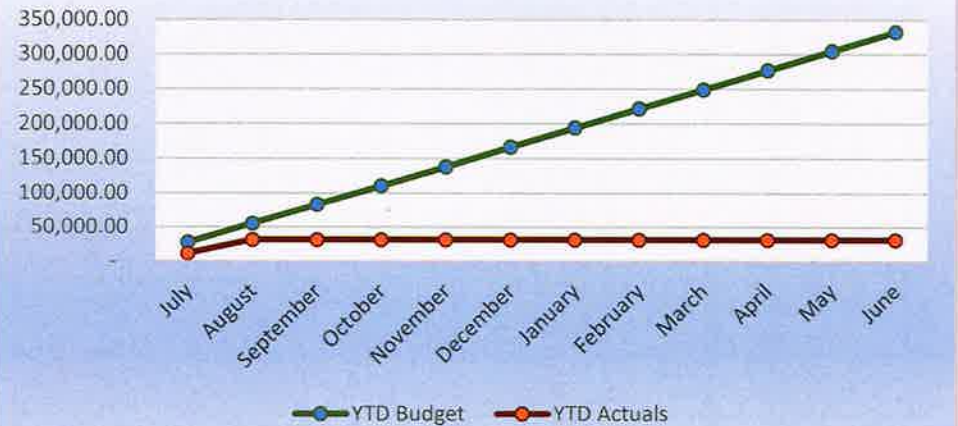
Action	Responsibility	Progress Comment	Action Status	Start Date	End Date	% Complete	Target	Status
3.1.2.3 Notices and Orders to be issued or served where necessary as per the Local Government Act, EPA Act and POEO Act and Associated Regulations.	Manager Open Space, Regulatory & Utilities	One notice was issued for August in relation to an overgrown/untidy block, lack of staff to do compliance activities.	In Progress	01/07/22	30/06/23	16.00	100.00	 NEEDS WORK

11. Environmental Management

Environmental Management - Operational Income Budget vs. Actual



Environmental Management - Operational Expenditure Budget vs. Actual



COA	22/23 Full Year Budget	22/23 YTD Actuals August	22/23 Percentage Spent
Environmental Management	246,629	31,135	12.62%
1. Operating Income	(85,886)	(570)	0.66%
2. Operating Expenditure	332,515	31,545	9.49%
4. Capital Expenditure	0	160	0.00%
4235501. Covid-19 Council Pound Grant Expenditure	0	160	0.00%

12. LIVESTOCK SALEYARDS

ACTION STATUS

100.00% (1)

ON TRACK



0.00% (0)

MONITOR



0.00% (0)

NEEDS WORK



0.00% (0)

NO TARGET



ACTION PERFORMANCE




Actions reported on	1
At least 80% of action target achieved	1
Between 50% and 80% of action target achieved	0
Less than 50% of action target achieved	0
Actions with no target set	0

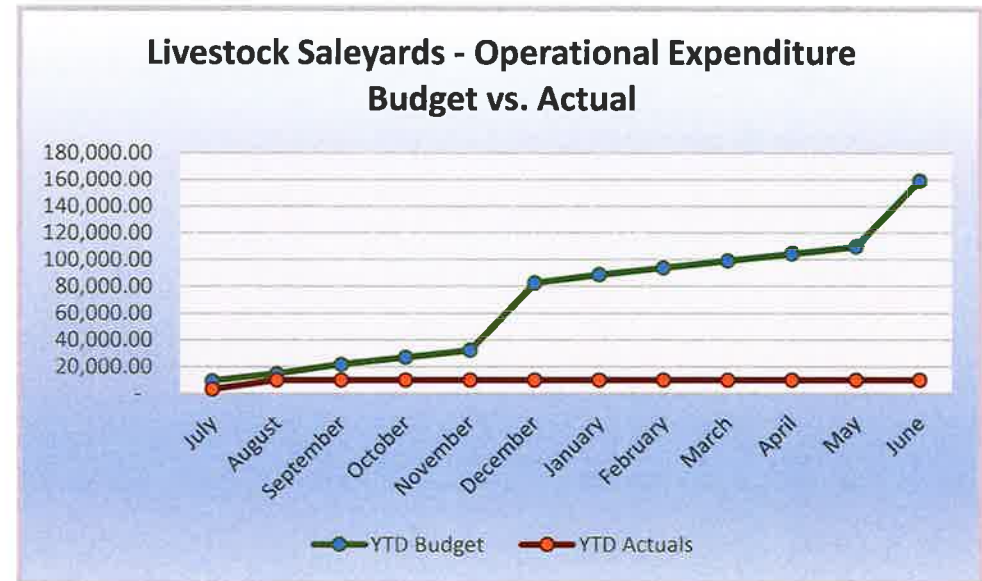
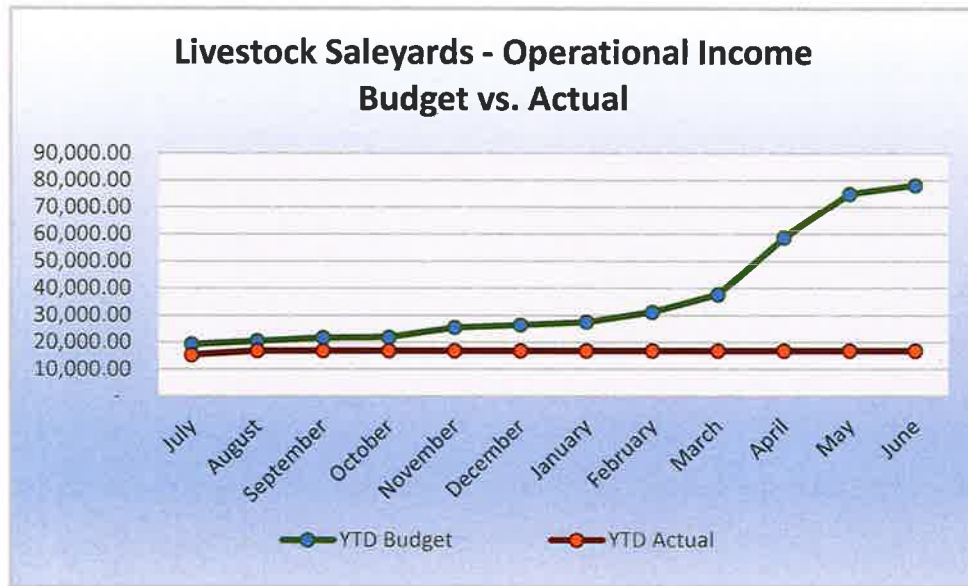
12. LIVESTOCK SALEYARDS

Business Unit: Livestock Saleyards

Service Profile: Livestock Saleyards

Action	Responsibility	Progress Comment	Action Status	Start Date	End Date	% Complete	Target	Status
2.1.2.1 Manage and deliver commercial Saleyards Services.	Manager Open Space, Regulatory & Utilities	<p>August 2022 Prime Cattle 138 Head \$184,132.99</p> <p>Private Weighing Total 138 Head \$184,132.99</p> <p>Financial Year 2022/2023 406 Head \$624,134.05</p> <p>Financial Year 2021/2022 10,963 Head \$20,493,246.30</p> <p>Financial Year 2020/2021 8,963 Head \$14,127,684.48</p> <p>Financial Year 2019/2020 9,247 Head \$ 8,441,858.64</p> <p>Financial Year 2018/2019 21,656 Head \$ 12,517,711.39</p> <p>Still waiting on further quotes for the double height loading ramp. Biggest risk being further reduction in numbers as to whether the saleyards will remain viable. Increase in the throughput of 2000 head from last financial year. Recent Saleyard meeting discussion on foot and mouth disease. Saleyard induction on the website, with the public completing the induction process.</p>	In Progress	01/07/22	30/06/23	92.00	100.00	 ON TRACK

12. Livestock Saleyards




COA	22/23 Full Year Budget	22/23 YTD Actuals August	22/23 Percentage Spent
Livestock Saleyards	81,053	(6,802)	-8.39%
1. Operating Income	(78,188)	(16,835)	21.53%
2. Operating Expenditure	159,241	10,032	6.30%

13. PLANNING & REGULATION

ACTION STATUS

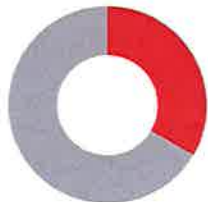
0.00% (0)
ON TRACK



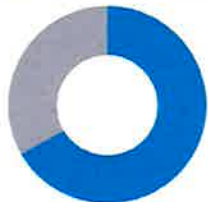
0.00% (0)
MONITOR




33.33% (1)
NEEDS WORK



66.67% (2)
NO TARGET






ACTION PERFORMANCE



Actions reported on	3
At least 80% of action target achieved	0
Between 50% and 80% of action target achieved	0
Less than 50% of action target achieved	1
Actions with no target set	2

13. PLANNING & REGULATION

Business Unit: Planning & Regulation									
Service Profile: Planning & Regulation									
Action	Responsibility	Progress Comment	Action Status	Start Date	End Date	% Complete	Target	Status	
3.1.1.1 Monitor and deliver the Tenterfield Local Environmental Plan 2013 and Development Control Plan 2014 (as amended).	Manager Planning & Development Services	August- All applications assessed in accordance with relevant regulatory and legislative requirements.	Ongoing	01/07/22	30/06/23		0.00		 No TARGET
3.1.1.2 Manage and deliver heritage advisory services.	Manager Planning & Development Services	August- Local Heritage Fund Applications - letters of offer forwarded to successful applicant as per Council resolution of 24/8/22	In Progress	01/07/22	30/06/23	8.00	100.00		 NEEDS WORK
3.1.1.3 Manage and deliver development, building and construction regulatory services.	Manager Planning & Development Services	August - current staffing levels of 2 professional officers and 1 part time administration officer mean processing times for all functions of the department are extended - including planning certificates, property & building enquiries, dwelling permissibility searches, processing of DA's, CC's, CDC's, On Site Sewage Management applications, Building Certificates, inspections. Focus is directed to applications lodged and paid for by customers. Regulatory actions/complaints being considered only as urgent if there is a likelihood of environmental harm or public health issues due to limited staff availability and focus on delivering development and construction applications. Ongoing issues with the integration of the Greenlight System, NSW Planning Portal and Altus.	Ongoing	01/07/22	30/06/23		0.00		 No TARGET

Applications Lodged August 2022

DA Number	Applicant	Property Address	Description of Work
2022.098	SANDERSON Robert (TNMAI)	144-150 High Street Tenterfield	Verandah Reinstatement
2022.099	SUTTON Michael	30 Molesworth Street, Tenterfield	Front Fence
2022.100	Wes Smith Building (Cross)	7 Parkes Drive Tenterfield	Dwelling
2022.101	STALEY Lauren	180 Dalmoak Road, Ruby Creek	Dwelling
2022.102	Picton Bros. (Eyears)	4 Wood Street, Tenterfield	Carport
2022.103	COCKBURN Michelle	45 Parkes Drive, Tenterfield	Dwelling
2022.104	HILL Kim	89 Molesworth Street, Tenterfield	Alterations/Additions to Dwelling
2022.105	LYONS Bruce	3 Riley Street, Tenterfield	Shed
2022.106	WEBB Kevin	267 Paddy's Flat Road, Tabulam	Dwelling
CDC2022.107	Wes Smith Building (Henville)	19 Haddocks Road, Tenterfield	Dwelling
2022.108	CMC Constructions (Birnbaum)	295 East Street, Tenterfield	Water Tank
CDC2022.109	BJS Constructions	25 Douglas Street, Tenterfield	Carport
2022.110	FOWLES Jill	6289 Mt Lindesay Road, Wylie Creek	Farm Shed
2022.111	ANDREW Kevin	38 Neagles Lane, Tenterfield	Shed
2022.112	Tenterfield Surveys (Reid)	Catarrh Creek Road, Torrington	2 Lot Subdivision
2022.113	Tenterfield Surveys (Galloway)	15 Four Mile Creek Road, Tenterfield	2 Lot Subdivision

Applications Determined August 2022

DA Number	Applicant	Address	Description of Work
2022.090	LORENTZEN Annette	Kim's Way, Drake	Dwelling
2022.093	CHURCHILL Matthew	Hayden Street, Drake	Dwelling
2022.094	BUCKMAN Edward	90A Bulwer Street, Tenterfield	Dwelling
2022.095	BRERETON Stephen	Leslie Creek Road, Drake	Dwelling
2022.096	BERRY Denise	Maryland Station Road, Maryland	Dwelling
2022.038	Tenterfield Surveys (Attard)	8196 Mt Lindesay Road, Lower Acacia Creek	Two (2) Lot Rural Subdivision
2022.039	Tenterfield Surveys (Searle)	Bruxner Road, Drake	Four (4) Lot Rural Subdivision
2022.040	Tenterfield Surveys (Acacia Downs Custodian Pty Ltd)	Mt Lindesay Road, Lower Acacia Creek	Two (2) Lot Rural Subdivision
2022.086	PAGE Emma	11 Riley Street, Tenterfield	Recreation Facility (Indoor) Gym
2022.088	Tenterfield Surveys (Kasmra)	179 Cowper Street, Tenterfield	Five (5) Lot Subdivision
2022.098	SANDERSON Robert (TNMAI)	144-150 High Street Tenterfield	Verandah Reinstatement
2022.099	SUTTON Michael	30 Molesworth Street, Tenterfield	Front Fence
2022.100	Wes Smith Building (Cross)	7 Parkes Drive Tenterfield	Dwelling
2022.102	Picton Bros. (Eyears)	4 Wood Street, Tenterfield	Carport
2022.103	COCKBURN Michelle	45 Parkes Drive, Tenterfield	Dwelling
2022.106	WEBB Kevin	267 Paddy's Flat Road, Tabulam	Dwelling
2018.089/1	Christopher Jones & Anne Mary Brennan	84 Robinsons Lane Tenterfield	Function Centre & Boundary Adjustment – Modification – Hours of operation

Applications Outstanding –August 2022

DA Number	Applicant	Property Address	Description of Work	Status of Application/Comment
2018.072	Tenterfield Shire Council	66-80 Boundary Road, Tenterfield	Loading Ramp	Information Required from Applicant
2019.055	RAWNSLEY Derek & PAINE Janine	632 Sugarbag Road, Drake	Tourist & Visitor Accommodation (Backpackers Accommodation)	Insufficient Information provided to complete assessment
2019.104	Wilshire & Co Superannuation Fund (Todd Wilshire)	1-9 Manners Street, Tenterfield	New Shed & Extension to Existing Shed (Awning)	Insufficient Information provided to complete assessment
2020.033	MOSER Eric (Marian Hansson)	332B Mount Lindesay Road, Tenterfield	Manufactured Building	Information Required from Applicant
2021.012	CORBETT Arran	Bluff River Road, Tenterfield	Primitive Camp Ground	Insufficient Information provided to complete assessment
2021.080	Cracker Quarry & Ag Supplies Pty Ltd	98 Pyes Creek Road, Bolivia	Storage premises, distribution centre and industrial activity - including stockpiling, processing & distribution of quarry products, weighing, dispatch, maintenance & repair of equipment,	Information Required from Applicant

			administration building & amenities	
2021.153	Stephen P McElroy & Associates (Burtenshaw)	7841 Bruxner Highway, Drake	Tourist & Visitor Accommodation	Insufficient Information provided to complete assessment
2021.158	SACCON Giana	49 Duncan Street, Tenterfield	Dual Occupancy, Detached Garage & Studio	Information Required from Applicant
2022.043	Tenterfield Surveys (Taylor)	60 Derby Street, Tenterfield	Five (5) Lot Staged Urban Subdivision	Information required from applicant
2022.048	Tenterfield Surveys (Uhrig)	17 Naas Street, Tenterfield	Eleven (11) Lots Staged Urban Subdivision	Information required from applicant
2022.052	Tenterfield Surveys (Spark)	439 Rouse Street, Tenterfield	Three (3) Lot Urban Subdivision	Awaiting NSW RFS Recommendations
2022.057	Tenterfield Surveys Pty Ltd	8038 New England Highway	Three (3) Lot Rural Subdivision	Awaiting NSW RFS Recommendations
2022.064	Tenterfield Surveys Pty Ltd	83 Douglas Street, Tenterfield	Two (2) Lot Subdivision	Awaiting NSW RFS Recommendations
2022.068	Tenterfield Surveys Pty Ltd	531A Long Gully Road, Drake	Two (2) Lot Subdivision	Awaiting NSW RFS Recommendations
2022.072	RUBIN Alexander Charles	259 Rouse Street, Tenterfield	Health Services Facility	Awaiting updated plans from applicant re: ramp
2022.080	Tenterfield Surveys (Cunningham)	504 Bryans Gap Road, Tenterfield	Three (3) Lot Rural Subdivision	Awaiting RFS recommendations/Under assessment
2022.081	Tenterfield Surveys (Hill)	67 Leechs Gully Road, Tenterfield	Two (2) Lot Rural Subdivision	Awaiting RFS recommendations/Under assessment

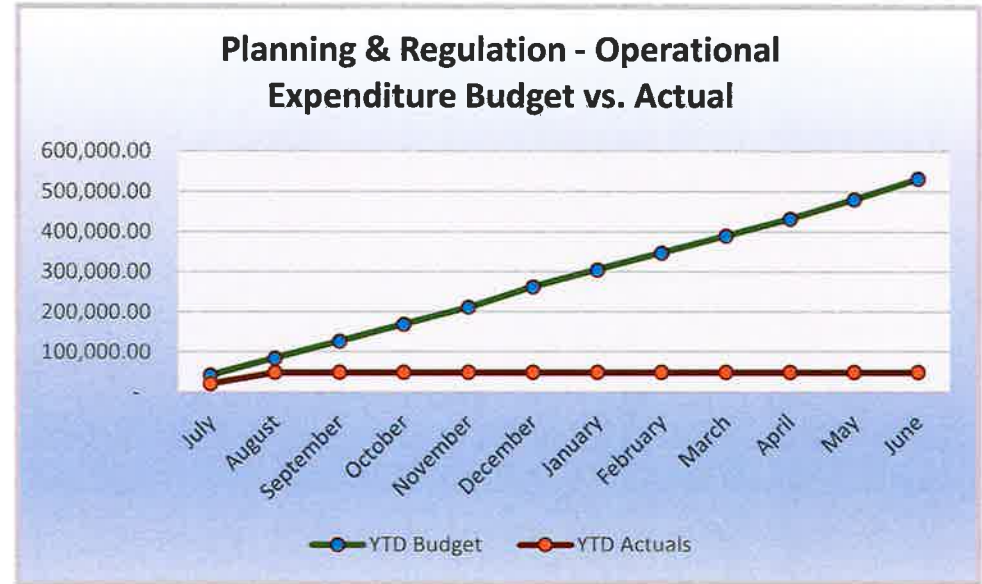
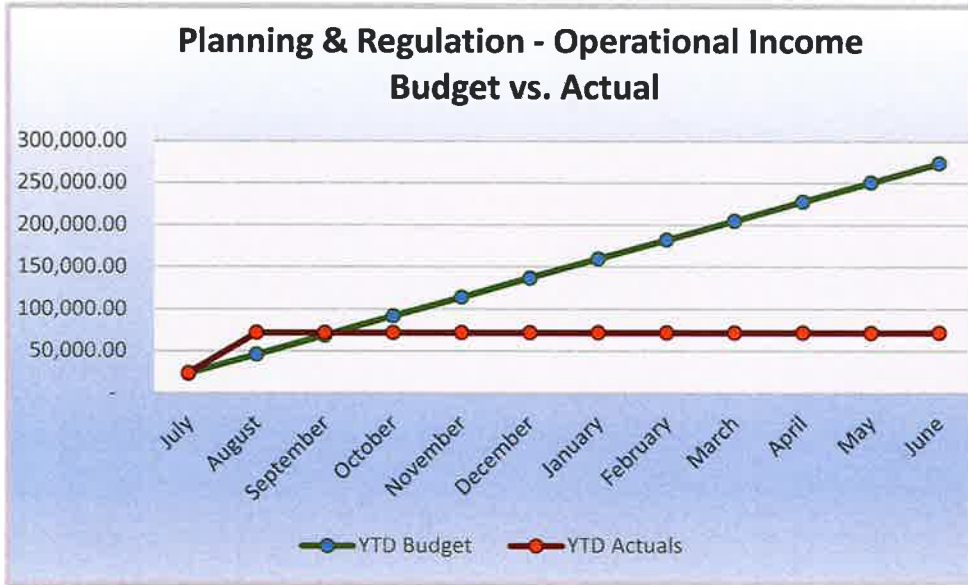
2022.083	Tenterfield Surveys (Lawrence)	Bryans Gap Road, Tenterfield	Three (3) Lot Subdivision	Awaiting RFS recommendations/Under assessment
2022.084	Tenterfield Surveys (Sattolo)	27 Casino Road, Tenterfield	Two (2) Lot Subdivision	Awaiting RFS recommendations/Under assessment
2022.091	TENTERFIELD SURVEYS (Anjerin Genetic Resources Pty Ltd)	Mole Station Road, Woodside	3 Lot Boundary Adjustment	Awaiting RFS recommendations
2022.097	HOLLEY Bradley & Karen	317 Schrodgers Road, Tenterfield	Alterations & Additions, Swimming Pool, Fence & Deck	Under assessment
2022.101	STALEY Lauren	180 Dalmoak Road, Ruby Creek	Dwelling	Under assessment
2022.104	HILL Kim	89 Molesworth Street, Tenterfield	Alterations/Additi ons to Dwelling	Under assessment
2022.105	LYONS Bruce	3 Riley Street, Tenterfield	Shed	Under assessment
2022.107	Wes Smith Building (Henville)	19 Haddocks Road, Tenterfield	Dwelling	Under assessment
2022.108	CMC Constructions (Birnbaum)	295 East Street, Tenterfield	Water Tank	Under assessment
CDC2022.109	BJS Constructions	25 Douglas Street, Tenterfield	Carport	Under assessment
2022.110	FOWLES Jill	6289 Mt Lindesay Road, Wylie Creek	Farm Shed	Under assessment
2022.111	ANDREW Kevin	38 Neagles Lane, Tenterfield	Shed	Under assessment
2022.112	Tenterfield Surveys (Reid)	Catarrh Creek Road, Torrington	2 Lot Subdivision	Under assessment

2022.113	Tenterfield Surveys (Galloway)	15 Four Mile Creek Road, Tenterfield	2 Lot Subdivision	Under assessment
----------	--------------------------------	---	-------------------	------------------

FY 22/23 Development Statistics

		Dwellings	Additions/ Renovations to Existing Dwellings	Garages, Carports & Sheds	Commercial or Industrial Works	Subdivision	Recreation/ Tourism	FY 22/23 Monthly Total	FY 21/22 Monthly Total
Jul-22	No.	6	1	0	0	1	0	8	9
	Value	\$1,199,500.00	\$199,100.00	\$0.00	\$0.00	\$0.00	\$0.00	\$1,398,600.00	\$1,311,501.00
Aug-22	No.	5	3	4	2	2	0	16	16
	Value	\$2,339,980.00	\$23,000.00	\$238,220.00	\$135,000.00	\$0.00	\$0.00	\$2,736,200.00	\$935,531.00
Sep-22	No.							0	19
	Value							\$0.00	\$1,992,350.00
Oct-22	No.							0	12
	Value							\$0.00	\$7,634,761.00
Nov-22	No.							0	16
	Value							\$0.00	\$852,959.00
Dec-22	No.							0	8
	Value							\$0.00	\$1,922,572.00
Jan-23	No.							0	13
	Value							\$0.00	\$2,266,697.00
Feb-23	No.							0	15
	Value							\$0.00	\$1,746,032.00
Mar-23	No.							0	17
	Value							\$0.00	\$840,500.00
Apr-23	No.							0	12
	Value							\$0.00	\$1,392,435.00
May-23	No.							0	18
	Value							\$0.00	\$1,158,383.00
Jun-23	No.							0	18
	Value							\$0.00	\$1,553,750.00
No. (Year to Date)		11	4	4	2	3	0	24	
FY 22/23 Total Value (Year to Date)		\$3,539,480.00	\$222,100.00	\$238,220.00	\$135,000.00	\$0.00	\$0.00	\$4,134,800.00	
FY 21/22 Total Value		\$12,875,932.00	\$966,000.00	\$1,924,958.00	\$7,470,581.00	\$0.00	\$370,000.00		\$23,607,471.00

13. Planning and Regulation



COA	22/23 Full Year Budget	22/23 YTD Actuals August	22/23 Percentage Spent
Planning & Regulation	224,129	(2,095)	-0.93%
1. Operating Income	(273,300)	(71,534)	26.17%
2. Operating Expenditure	532,429	48,821	9.17%
3. Capital Income	(35,000)	20,618	-58.91%

14. BUILDING & AMENITIES

ACTION STATUS

0.00% (0)

ON TRACK



0.00% (0)

MONITOR



100.00% (4)

NEEDS WORK




0.00% (0)

NO TARGET




ACTION PERFORMANCE





Actions reported on	4
At least 80% of action target achieved	0
Between 50% and 80% of action target achieved	0
Less than 50% of action target achieved	4
Actions with no target set	0

14. BUILDINGS & AMENITIES

Business Unit: Buildings & Amenities								
Service Profile: Buildings & Amenities								
Action	Responsibility	Progress Comment	Action Status	Start Date	End Date	% Complete	Target	Status
1.2.1.4 Develop and deliver the Property Management Strategy.	Acting Manager Property & Buildings	<p>Property Strategy - Under review investigations into seeking copies of similar size Council's Property Strategy- This may not get drafted until 2022/2023 due to work requirements and being understaffed within the department.</p> <p>Council Buildings</p> <ul style="list-style-type: none"> • Cleaning Contract for all Council buildings and RFS Control Centre is currently being drafted. • Staff are currently trying to manage Council property in August 2022 understaffed and with a reduced budget. At present staff are trying to reduce ongoing maintenance and depreciation costs by investigating the selling of Council assets. • Staff are continually having issues with insufficient budgeted allocations to properly maintain the commercial buildings in accordance with Council obligations as landlord under lease agreements and are only now repairing items that are considered to be unsafe. • SES have requested the replacement of Carpets at the Urbenville shed due to poor condition and becoming a trip hazard, however with no budget allocated this replacement will not happen in this financial year. • Security Audit is still being completed in August on all Council buildings and park land with a clean-up of security codes. A letter has been drafted for the return of excess keys from community groups. 	In Progress	01/07/22	30/06/23	16.00	100.00	 NEEDS WORK

Current Capital Works

- o Scope of work has been developed for the Memorial Hall Foyer, Toilets and Kitchen we have received 1 quote and approval amount from insurance agency to repair only the inside of the building. Awaiting on conformation from WHS if 1 quote is sufficient or if we need to get 2.
- o Still awaiting to receive the plans to be finalised for the replacement of the Administration building roof in August.
- o Band Hall relocation to Leechs Gully. In February 2022, Heritage consultant inspected the property and is in the process of preparing the heritage report as part of DA process.

1.2.1.5 Manage and update Land and Property Register.	Acting Manager Property & Buildings	<ul style="list-style-type: none"> • Land and Property register is currently being managed as required. Spreadsheets are being updated as needed. • Budget has been organised for a new Building Conditions Assessment to be completed in 2022/2023. • Due to essential work commitments and staff shortages, staff are finding time genuinely difficult to complete a review of Council land and buildings in the shire for the consideration of Council, identifying assets to assist that through disposal may reduce ongoing maintenance and depreciation costs in a material way. • Memorial Hall history investigations has found a box of information/plans that hasn't been scanned into the records management system, property staff are slowly scanning these items - Ongoing 	In Progress	01/07/22	30/06/23	16.00	100.00	 NEEDS WORK
1.2.1.6 Develop and deliver the Buildings and Amenities Asset Management Plan.	Acting Manager Property & Buildings	<p>Licences & Agreements on Council owned/managed Land</p> <ul style="list-style-type: none"> • Heads of terms agreement between 	In Progress	01/07/22	30/06/23	16.00	100.00	 NEEDS WORK

Council and Telstra for Prime TV has been executed by both parties. Draft agreement received with a few minor changes suggested.

- Negotiations regarding the terms and conditions of the licence to BackTrack are continuing

Grant Funding

Drought Communities Programme Extension

- Extension of time for Streetscape Recovery Project through the Drought Communities Programme Extension Letter has been sent in July and the executed agreement was received in August between Council and Tenterfield National Monument Association Inc. and an expenditure audit will commence in September 2022.

Stronger Country Communities Programs

- An acquittal has been submitted for SCCF2-1023 (Memorial Hall Sporting Complex on the 4 August and SCCF2-1069 (Tenterfield Shire Vibrant and Connected) now is able to be finalised with Memorial Hall funding
- All Stronger Country Communities Round 2 & 3 have now been completed and all acquittals have been finalised.
- Agreement has been completed for the Sunnyside Hall Committee to manage the Stronger Country Communities Funding Round 4 project, due to staff commitments already at full capacity. Council will still complete the reporting to the funding body and oversee the project. Currently a purchase order has been raised in August and the first payment should be paid to the Committee in September.
- Scope of works are needed to be done for the Memorial Hall floor, emergency lighting and fans, resurfacing of netball court, Upgrades to Drake hall, would like to go out to tender by October/November.

National Bushfire Funding

- Extension for time has been applied for

one (1) outstanding project to the Resilience NSW for the National Bushfire Funding (RES 40/20) in June 2022, Council is expected to hear the outcome in July-August 2022. Currently still awaiting to hear the outcome for the extension.

Bushfire Community Recovery & Resilience Funding

- Gathering information to complete the acquittal for five (5) projects that sit under the Bushfire Community Recovery & Resilience Funding Phase 2 Stream 1 – Resilience NSW. – Acquittal has been completed awaiting survey and appointment for interview in relation to evaluation.

Public Spaces Legacy Program

- Extension to the deed for Public Spaces Legacy program has been submitted to push both the Youth Park and Jennings Playground to be completed in March 2023 instead of December 2022 – has been approved.
- BBQ area, exercise area and covered playground has now been installed with the carparking commenced at the end of August work has now stopped due to the ground being too wet to continue. Road crews are currently waiting for warm weather in the hope for it to dry out.

Black Summer Funding

- Removal of dead trees, Mingoola Hall Upgrades to include a standalone toilet and Memorial Hall installation of Fans and lighting scope of work needs to be drafted for a tender to go out. Due to other work requirements these scopes have not been completed in August.

Regional Tourism Bushfire Recovery Funding

- Art work has been installed and paperwork has been supplied to Council from Make It Tenterfield. Acquittal has now been completed and submitted; this process took staff 2 weeks to complete in August.

Council Buildings

Administration Building

- Administration Building Roof – drafting scope is on hold for competitive pricing and engineering plans. Engineer measuring on site in March 2022 and a scope of work will be developed once the plan has been supplied to Council – Still awaiting a copy of this plan from LEGS. – Staff & Time restraints are becoming difficult to complete draft scope of works

Memorial Hall


- Insurance company has advised they will only pay half the claim to repair the inside of the Memorial Hall due to flooding in May 2022. Council is waiting to hear if we are able to only repair what is covered by insurance once I get the approval to commence, Council staff will discuss start dates and applications for approvals with heritage advisor.
- Fire System at Memorial Hall has commenced installation with 6 fire alarms installed the fire indicator panel has been installed near the outdoor power box with an all-weather case to be installed to protect. This is the final project to complete the Local Drought Stimulus Funding that remained outstanding – this part of the project was delayed due to the roof structure needing to be strengthened first. Installation continues in August with final stages hoping to be completed in August – October.

Drake Hall

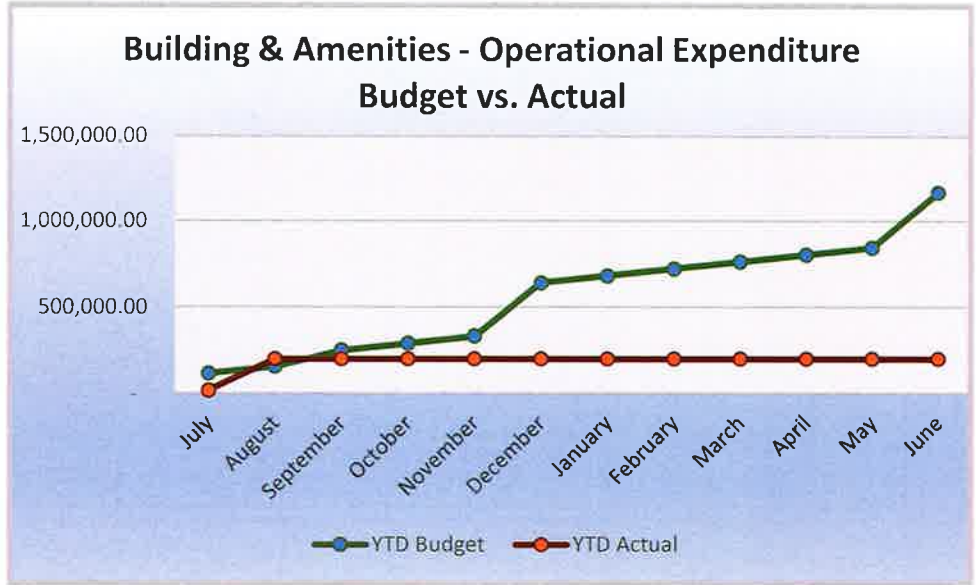
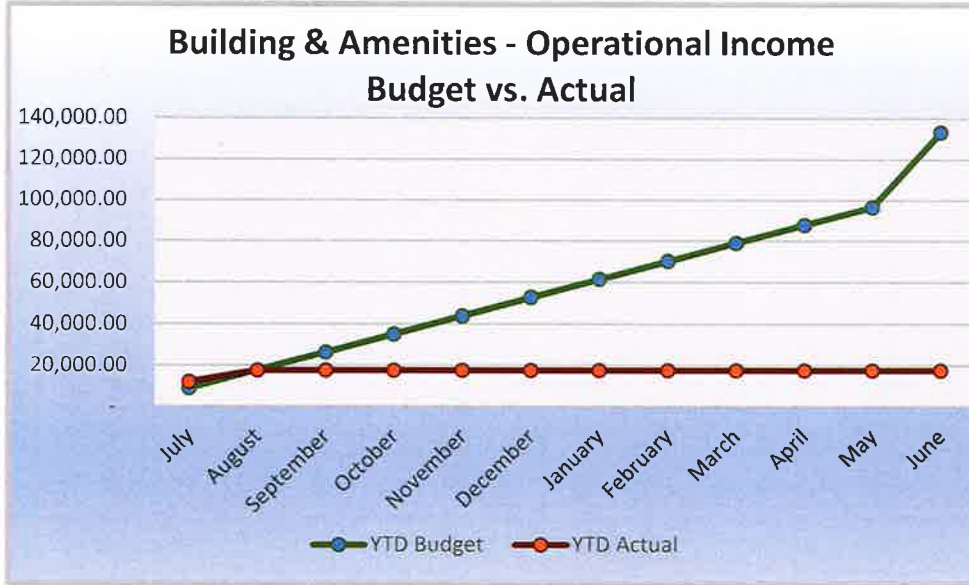
- The upgrades to the Drake Resource Centre is nearing completion and through the Drought Community Programme Extension and received an extension for the funding for the delays. Waiting for reply from DVRC in relation to acquittal report and evidence.

Invoice also been raised and emailed for project fees for Council.

Urbenville Hall
Draft evacuation plans are currently being designed and sent to the Urbenville Progress Association for display in several locations around the hall.

1.2.1.7 Manage Crown Lands and prepare designated Native Title Advice.	Acting Manager Property & Buildings	<ul style="list-style-type: none"> Responded to a request from Crown lands regarding Aboriginal Land Claim 9002 & 47019 Draft POM for Crown Street reserve has been drafted with a copy to be sent to Crown for pre-approval and going to the October Council meeting. 	In Progress	01/07/22	30/06/23	16.00	100.00	
--	-------------------------------------	--	-------------	----------	----------	-------	--------	---

14. Buildings and Amenities



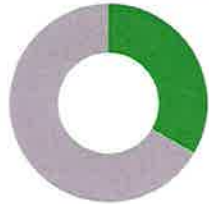
COA	22/23 Full Year Budget	22/23 YTD Actuals August	22/23 Percentage Spent
Buildings & Amenities	1,365,389	(159,591)	-11.69%
1. Operating Income	(133,278)	(17,551)	13.17%
2. Operating Expenditure	1,168,667	200,808	17.18%
3. Capital Income	0	(343,635)	0.00%
4. Capital Expenditure	330,000	787	0.24%
4200508. Admin Building - Roof Replacement	300,000	0	0.00%
4205500. Housing - Repaint Exteriors (SRV)	30,000	0	0.00%
4235000. Tenterfield Memorial Hall Sporting Complex - SCCF-1023	0	787	0.00%

15. PARKS, GARDENS & OPEN SPACE

ACTION STATUS


33.33% (1)

ON TRACK



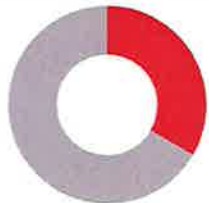
0.00% (0)

MONITOR



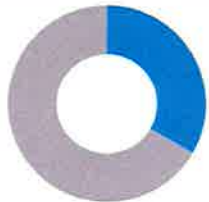
33.33% (1)

NEEDS WORK



33.33% (1)

NO TARGET



ACTION PERFORMANCE




Actions reported on	3
At least 80% of action target achieved	1
Between 50% and 80% of action target achieved	0
Less than 50% of action target achieved	1
Actions with no target set	1

15. PARKS, GARDENS & OPEN SPACE

Business Unit: Parks, Gardens & Open Space

Service Profile: Parks, Gardens & Open Space

Action	Responsibility	Progress Comment	Action Status	Start Date	End Date	% Complete	Target	Status
1.2.1.1 Implement and deliver maintenance programs for Parks, Gardens and Open Spaces.	Manager Open Space, Regulatory & Utilities	<p>New flowers planted in garden beds in Rouse street</p> <p>General cleaning and maintenance of amenities.</p> <p>Damage to the public toilets has now been reduced as Jubilee park toilet is being closed earlier.</p> <p>Graffiti is continuing to happen in other toilets and Bruxner Park.</p> <p>Playground maintenance being undertaken.</p> <p>Fairy lights in Rouse street trees are being serviced mid September.</p> <p>Suppliers contacted in relation to the upgrade of the netball courts.</p> <p>One (1) staff member required at the Cemetery on a rotating roster.</p> <p>New shade cloth over the playground at Jubilee park to be installed in September.</p> <p>Several pin oaks are still to be removed along Cowper and Logan streets and Casino Hwy.</p> <p>The completion of pruning, mulching and fertilizing of the Rouse street gardens.</p> <p>All Staff have attended various training courses.</p> <p>Anti-social behavior still occurring in the front of Bruxner Park. Trees being broken, rubbish left and thrown on the footpath, boxes of Matches being lit and plants being pulled out.</p> <p>Pruning of trees along entire Margaret Street has been done due customer complaint.</p> <p>Three large dangerous trees have been removed Millbrook Park, Jennings Information Centre, Duncan Street.</p>	In Progress	01/07/22	30/06/23	81.00	100.00	 <small>ON TRACK</small>

Two (2) staff are required on a daily bases for Toro Zero turn and Toro Triple Deck mowers.

Swimming pool is being pressure cleaned along with a tidy up of gardens, trimming of trees and clover and weed spaying.

August seen Major events in park witch included semi finals, grand finals, and zone athletics carnival. Witch took additional 8 hours of cleaning and waste removal

Winter Task not completed due to Staff shortages are as follows.

shaping of young street trees, street tree pruning, low limb removal of street trees, suck removal street trees, removal of dead trees and dead branches in Parks , shaping Park trees ,low limbs in Parks, mulching Park trees, Norco corner gardens, Market Square garden, Tourist Information Centre garden, Jubilee Park garden, Memorial Hall gardens, School Of Arts garden, brush cutting and road verge maintenance.

1.2.1.2 Work with the Tenterfield Shire Village Progress Associations and the Parks, Gardens and the Parks, Gardens and Open Space Committee to support individual town and village themes.

Manager Open Space, Regulatory & Utilities

Parks and Garden and Arts and Culture Committee are now combined.
Village concept plans have been adopted and on Council website
Grant funded upgrade to Jennings playground has commenced, the shade structure erected and BBQ and bin restrictor installed. Picnic tables are soon to be done.
The new playground and shade structure is planned to be installed late August.
Public toilets at Drake have had the door locks broken and toilet paper thrown all around.

Ongoing

01/07/22

30/06/23

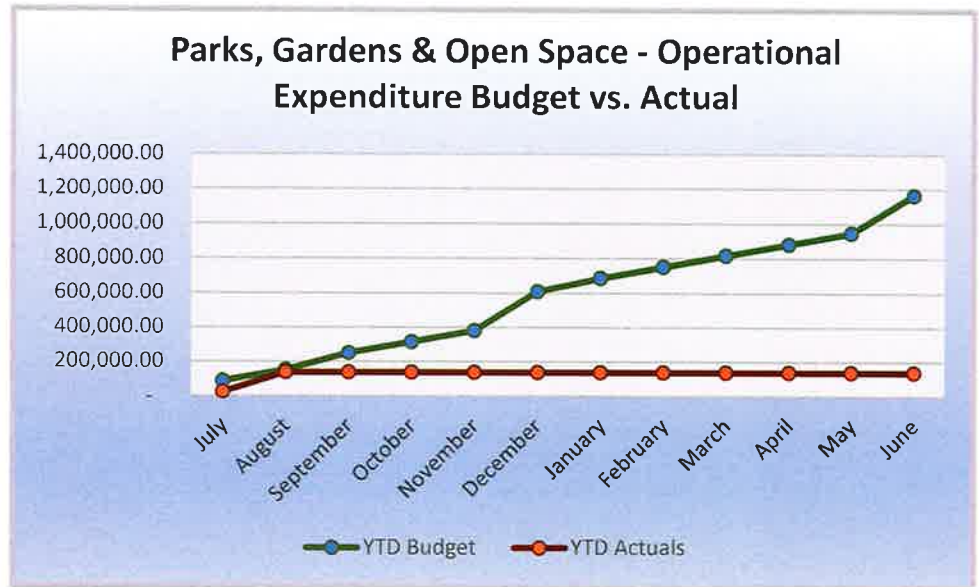
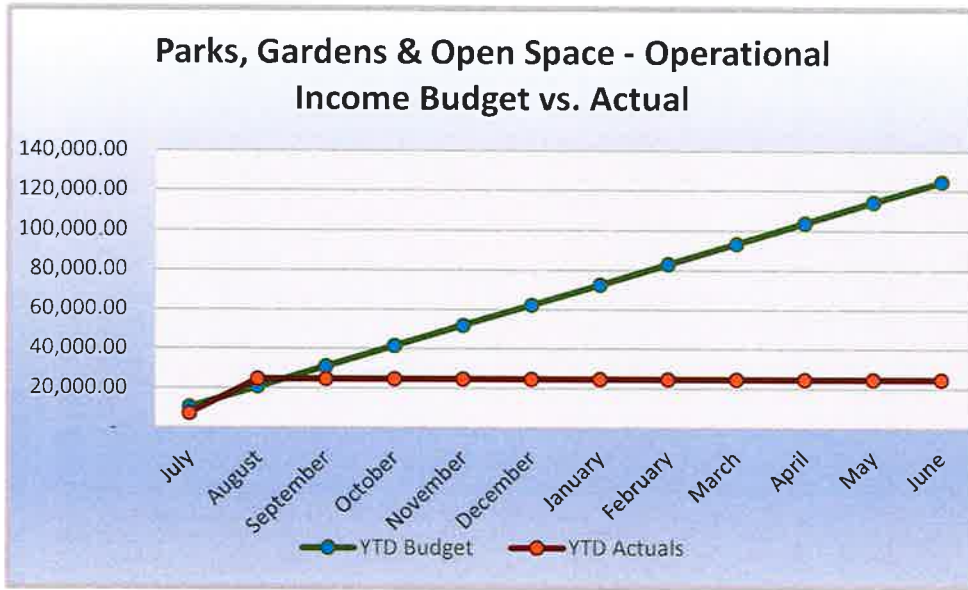
0.00



No TARGET

Action	Responsibility	Progress Comment	Action Status	Start Date	End Date	% Complete	Target	Status
1.2.1.3 Implement the tree management plan.	Manager Open Space, Regulatory & Utilities	Tree management Plan approved by the Parks and Garden Committee, to adopt the plan excluding the tree replacement species along Logan Street. No street trees have been planted or replaced due to budget restraints.	In Progress	01/07/22	30/06/23	16.00	100.00	

15. Parks, Gardens and Open Space



COA	22/23 Full Year Budget	22/23 YTD Actuals August	22/23 Percentage Spent
Parks, Gardens and Open Space	1,036,699	(222,692)	-21.48%
1. Operating Income	(124,530)	(24,749)	19.87%
2. Operating Expenditure	1,161,229	138,152	11.90%
3. Capital Income	0	(353,667)	0.00%
4. Capital Expenditure	0	17,572	0.00%
4605514. PSLP - Jennings Playground Precinct	0	17,572	0.00%

16. SWIMMING COMPLEX

ACTION STATUS

0.00% (0)
ON TRACK



0.00% (0)
MONITOR



100.00% (1)
NEEDS WORK



0.00% (0)
NO TARGET



ACTION PERFORMANCE




Actions reported on	1
At least 80% of action target achieved	0
Between 50% and 80% of action target achieved	0
Less than 50% of action target achieved	1
Actions with no target set	0

16. SWIMMING COMPLEX

Business Unit: Swimming Complex

Service Profile: Swimming Complex

Action	Responsibility	Progress Comment	Action Status	Start Date	End Date	% Complete	Target	Status
1.2.2.1 Manage the Tenterfield War Memorial Baths (TWMB) Management Plan, and contribute to service delivery.	Acting Manager Property & BuildingS	<p>Management Plan</p> <ul style="list-style-type: none"> • Business improvements identified in preparation of the commencement of the 2022/2023 summer season. Action being taken to improve entry and exit to facility and increase patronage for the 2022/2023 season. • Contract has been renewed between Just Sports n Fitness and Council and has been extended for another four (4) years 17 September 2024. • Current Management Plan to be implemented in the 2023 summer season. This plan is currently under review. <p>Service Delivery</p> <p>Discussions in relation to the maintenance have taken place to be prepared for the new season to start the first weekend in October</p> <p>Prior to the new season:</p> <ul style="list-style-type: none"> • Weeds were sprayed • Receiving quotes to upgrade security • Maintenance and cleaning have been completed to the pool facility • Quotes are being organised to go further grinding of paint off the concrete • Pest inspection has taken place and sprayed spiders • Purchase of a gurney for cleaning around the pool during the season • New Probes for Chlorine and PH levels will be installed prior to pool opening • Solar pump is being replaced prior to the season commencing 	In Progress	01/07/22	30/06/23	8.00	100.00	

- Replace laserlite sheeting in change rooms

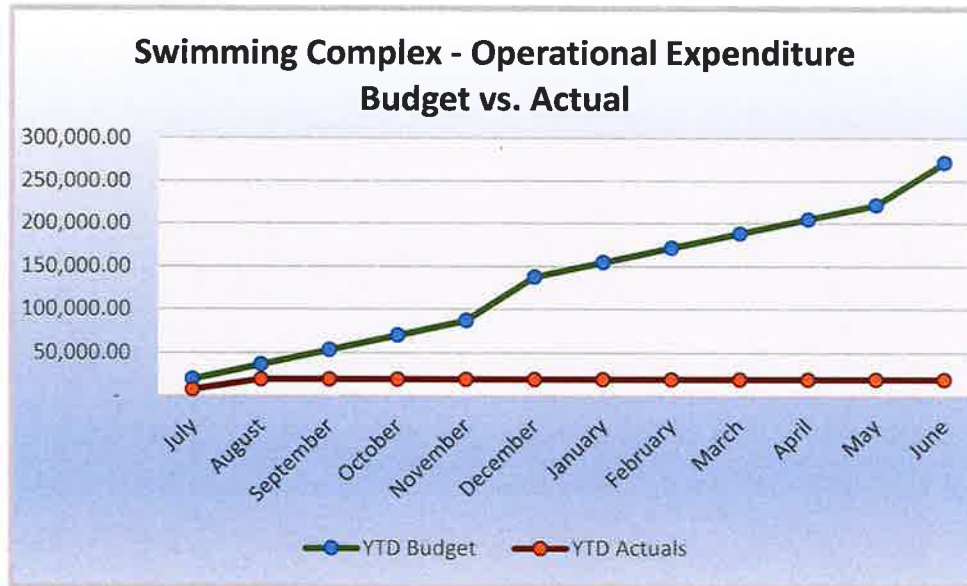
Works identified for budget for next few years

- Pool needs to be painted with fibreglass pool paint lining, as the concrete shell is visible in many places and increasing running cost.
- Replace Roof on amenities building due to rust and leaking, heating system will need to be removed to complete these works.
- More Concrete grinding on the pool deck and throughout the change room's needs to be completed,

Total Attendances YTD

- 2018/19 – 14756
- 2019/20 – 14530
- 2020-21 – 16377
- 2021/22 – 13406

16. Swimming Complex



COA	22/23 Full Year Budget	22/23 YTD Actuals August	22/23 Percentage Spent
Swimming Complex	296,793	19,795	6.67%
2. Operating Expenditure	271,793	19,795	7.28%
4. Capital Expenditure	25,000	0	0.00%
4600512. Swimming Pool - Equipment Renewal	25,000	0	0.00%

17. ASSET MANAGEMENT & RESOURCING

ACTION STATUS

0.00% (0)
ON TRACK



0.00% (0)
MONITOR




100.00% (5)
NEEDS WORK



0.00% (0)
NO TARGET








ACTION PERFORMANCE



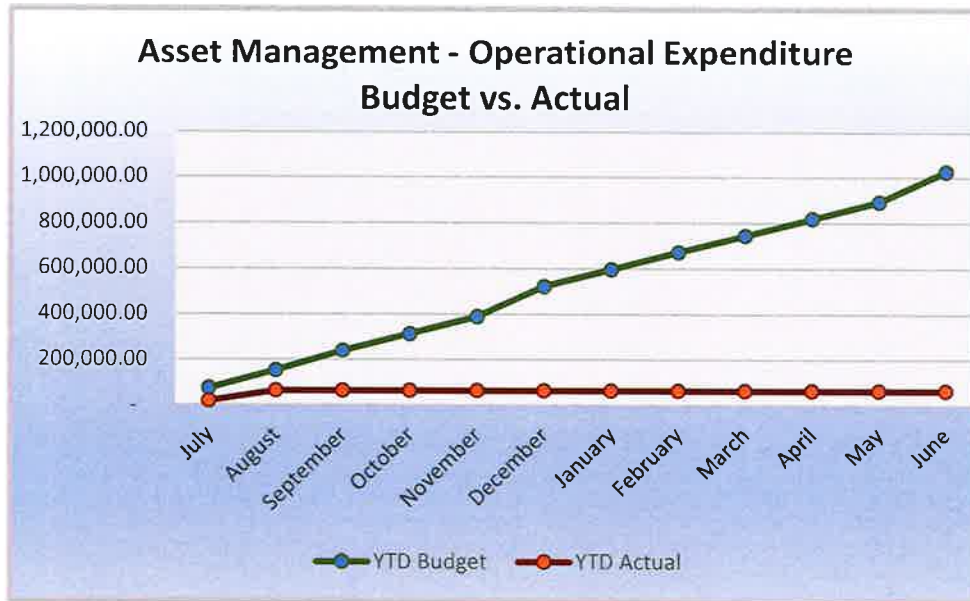
Actions reported on	5
At least 80% of action target achieved	0
Between 50% and 80% of action target achieved	0
Less than 50% of action target achieved	5
Actions with no target set	0

Business Unit: Asset Management & Resourcing

Service Profile: Asset Management & Resourcing

Action	Responsibility	Progress Comment	Action Status	Start Date	End Date	% Complete	Target	Status
5.1.3.1 Develop and implement the Asset Management Strategy and associated systems.	Manager Asset & Program Planning	Asset Management Strategy has been updated and action plan is continuing including the implementation of the Asset Management System - AssetFinda. Meetings have been held with the provider to progress the implementation and training.	In Progress	01/07/22	30/06/23	12.00	100.00	 NEEDS WORK
5.1.3.2 Deliver and manage the Pedestrian Access and Mobility Plan (incorporating the Disability Action Plan) and Bike Plan.	Manager Asset & Program Planning	The PAMP and Bike Plan actions are being implemented as funding becomes available for specific project undertakings. Funding is being sought for outstanding priority projects where practical.	In Progress	01/07/22	30/06/23	16.00	100.00	 NEEDS WORK
5.1.3.3 Infrastructure and assets inspections.	Manager Asset & Program Planning	Asset inspections are being undertaken on a range of infrastructure giving priority to major key assets. The complete inspection program is limited by staff resources as the Assets Section has not had an active staff member in the Inspector role for a year and a half. Replacement of this position is still pending.	In Progress	01/07/22	30/06/23	4.00	100.00	 NEEDS WORK
5.1.3.4 Review and update Council's Risk Register and intervention programs on an ongoing basis in accordance with inspection schedules.	Manager Asset & Program Planning	Risk Register has been updated for Asset tasks and ongoing inspections are being undertaken to the extent that available staff resources allow.	In Progress	01/07/22	30/06/23	8.00	100.00	 NEEDS WORK
5.1.3.6 Develop and implement the Depot Master Plan.	Manager Asset & Program Planning	A Depot Master Plan is being developed to include operational compliance features of environmental protection, worker and public safety, traffic management and storage efficiency. Work on this task has been limited as the Assets Section has not had a person in the vacant role of Technical Projects Engineer for well over one year. The replacement of this position is still pending.	In Progress	01/07/22	30/06/23	4.00	100.00	 NEEDS WORK

17. Asset Management and Resourcing



COA	22/23 Full Year Budget	22/23 YTD Actuals August	22/23 Percentage Spent
Asset Management & Resourcing	1,246,343	66,695	5.35%
1. Operating Income	(10,000)	0	0.00%
2. Operating Expenditure	1,027,506	65,360	6.36%
4. Capital Expenditure	220,000	0	0.00%
6250502. Tenterfield Depot - Wash Down & Recycle Bay	20,000	0	0.00%
6250505. Tenterfield Depot - WHS & Environmental Initiative Enhancements	100,000	0	0.00%
6250506. Tenterfield Depot - Fuel Tank Replacement/Remediation	100,000	0	0.00%
6. Liabilities	8,837	1,335	15.11%

18. COMMERCIAL WORKS

ACTION STATUS

0.00% (0)
ON TRACK



0.00% (0)
MONITOR




100.00% (1)
NEEDS WORK



0.00% (0)
NO TARGET



ACTION PERFORMANCE




Actions reported on	1
At least 80% of action target achieved	0
Between 50% and 80% of action target achieved	0
Less than 50% of action target achieved	1
Actions with no target set	0

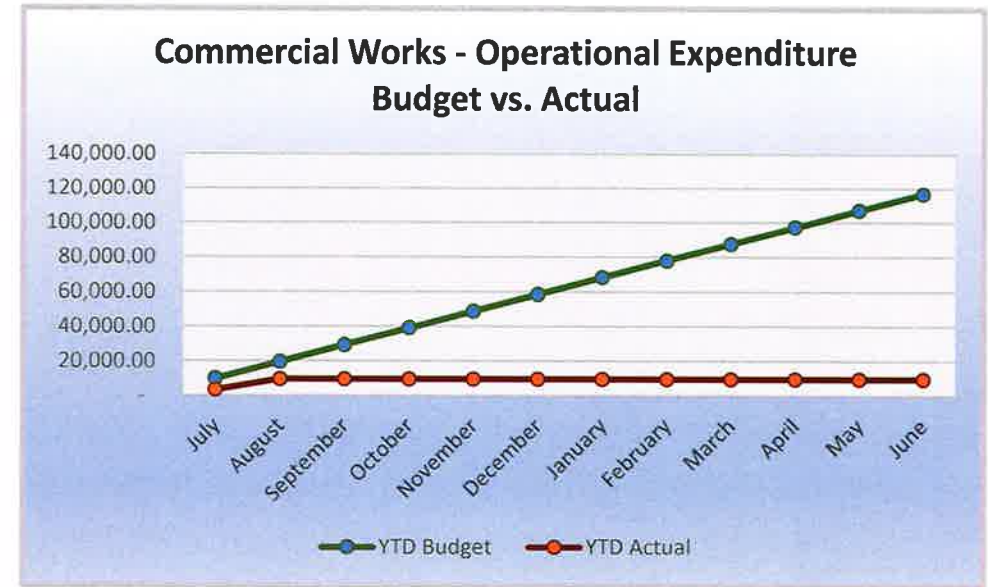
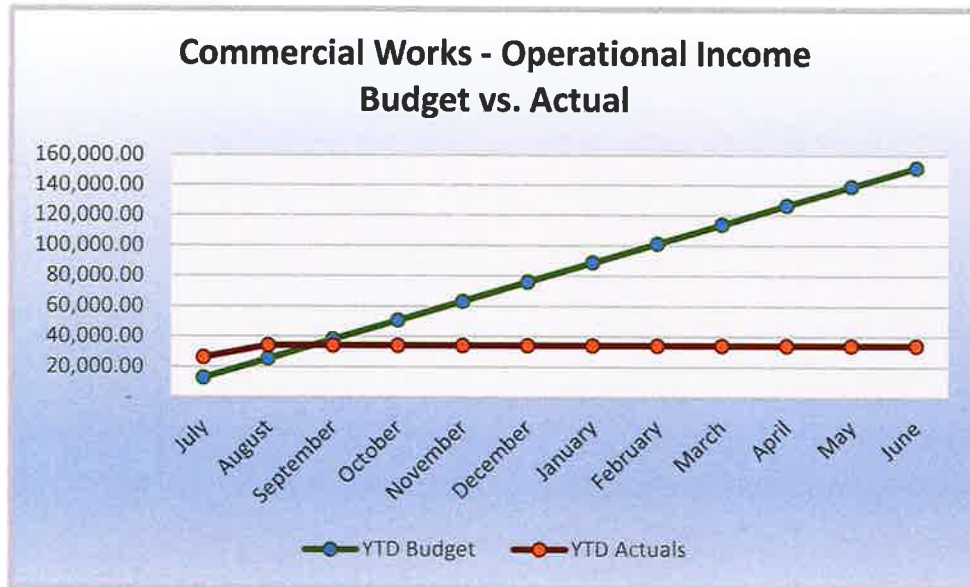
18. COMMERCIAL WORKS

Business Unit: Commercial Works

Service Profile: Commercial Works

Action	Responsibility	Progress Comment	Action Status	Start Date	End Date	% Complete	Target	Status
5.1.3.7 Commercial Works undertaken in accordance with demand.	Manager Works	August 2022 - Council continues to operate and deliver commercial works in a financially responsible manner as resources come available. Resources are mostly directed to Council's infrastructure repairs due to the rain events since March 2021.	In Progress	01/07/22	30/06/23	16.00	100.00	

18. Commercial Works



COA	22/23 Full Year Budget	22/23 YTD Actuals August	22/23 Percentage Spent
Commercial Works	(35,159)	(24,556)	69.84%
1. Operating Income	(151,842)	(34,174)	22.51%
2. Operating Expenditure	116,683	9,618	8.24%

19. STORMWATER DRAINAGE

ACTION STATUS

0.00% (0)

ON TRACK



0.00% (0)

MONITOR



100.00% (1)

NEEDS WORK



0.00% (0)

NO TARGET




ACTION PERFORMANCE

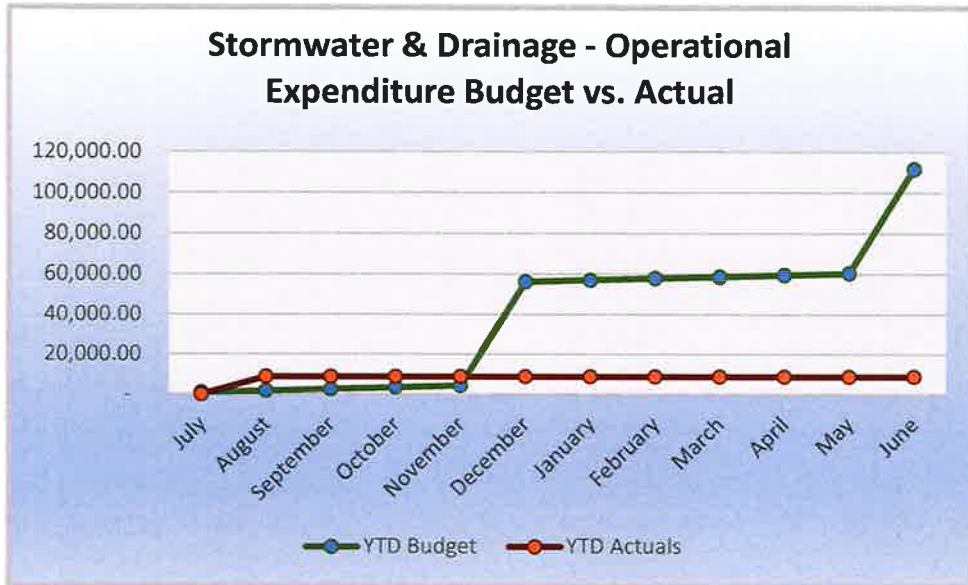


Actions reported on	1
At least 80% of action target achieved	0
Between 50% and 80% of action target achieved	0
Less than 50% of action target achieved	1
Actions with no target set	0

19.STORMWATER DRAINAGE

Business Unit: Stormwater Drainage									
Service Profile: Stormwater Drainage									
Action	Responsibility	Progress Comment	Action Status	Start Date	End Date	% Complete	Target	Status	
4.1.2.1 Implement the Storm water Asset Management Plan.	Manager Asset & Program Planning	Data collected from recent inspections is being assessed to determine priorities for renewal works to the underground drainage system. Extensive maintenance works have been undertaken in Urbenville to improve drainage.	In Progress	01/07/22	30/06/23	12.00	100.00		 NEEDS WORK

19. Stormwater and Drainage



COA	22/23 Full Year Budget	22/23 YTD Actuals August	22/23 Percentage Spent
Stormwater & Drainage	170,243	(62,648)	-36.80%
1. Operating Income	(71,478)	(71,507)	100.04%
2. Operating Expenditure	111,521	8,859	7.94%
4. Capital Expenditure	130,200	0	0.00%
8252502. Drainage Pits - Upgrade	63,000	0	0.00%
8252523. Urban Culverts Renewal	27,200	0	0.00%
8252526. Stormwater Pipe Renewal	40,000	0	0.00%

20. TRANSPORT NETWORK

ACTION STATUS

0.00% (0)
ON TRACK



0.00% (0)
MONITOR




100.00% (2)
NEEDS WORK



0.00% (0)
NO TARGET



ACTION PERFORMANCE




Actions reported on	2
At least 80% of action target achieved	0
Between 50% and 80% of action target achieved	0
Less than 50% of action target achieved	2
Actions with no target set	0

20. TRANSPORT NETWORK

Business Unit: Transport Network

Service Profile: Transport Network

Action	Responsibility	Progress Comment	Action Status	Start Date	End Date	% Complete	Target	Status
4.1.1.1 - Manage and deliver construction services for transport infrastructure, including footpaths, pavements and cycleways.	Manager Asset & Program Planning	<p>Major transport construction projects are continuing and progress will increase as the year progresses to warmer months where site conditions dry out allowing more efficient road construction.</p> <p>The following projects are currently in progress -</p> <ul style="list-style-type: none"> - Mount Lindesay Road (Legume - Woodenbong) at Legume east, Koreelah Creek and Big Hill - Mount Lindesay Road (19km south of Legume) - 2.1km Construct and Seal - Mount Lindesay Road (Bookookoorara) - 5.4km Construct and Seal - Tooloom Road (West) - Reconstruct and seal sections (Paddys Flat Rd Nth to Mount Lindesay Road exc National Park) - Kildare Road - Construct and seal 12km - Sunnyside Platform Road - Reconstruct, widen and seal including intersection treatment at Bruxner Way - Paddys Flat Road (North) - Kangaroo Creek Bridge replacement - Paddys Flat Road (North) - Unnamed creek bridge replacement - Paddys Flat Road (South) - Unnamed creek bridge replacement - Leeches Gully Road - Washbrook Creek Bridge replacement - Grahams Creek Road - Grahams Creek Bridge replacement (site works to commence October 2022) 	In Progress	01/07/22	30/06/23	4.00	100.00	

4.1.1.2 Manage and deliver maintenance services for transport infrastructure.	Manager Works	<p>August 2022 - Council continues to maintain public infrastructure with reduced maintenance budgets.</p> <p>August Grading Report 2022</p> <p>Council has most roads in a serviceable condition and each crew (North, East, West and Central) have a drainage item of plant with them (where possible) to conduct drainage repairs. Council is returning to a normal grading routine maintenance and full DRFA works (where funded).</p> <p>- Grading Schedule</p> <ul style="list-style-type: none"> o Eastern Grader –graded Chauvel Rd (return when dry to add gravel) and repairs to Gap Rd. Currently grading Fairfield, Leslie, O’Driscolls, Mudflat and Osbournes Roads. o Northern Grader –This grader has graded and resheeted Paddy’s Flat North, Lees Rd, Tin Hut Rd, Sykes Gap Rd, Kangaroo Ck Rd, currently constructing the sidetrack for Unnamed bridge replacement (on Paddy’s Flat Rd North) week beginning 12-09-2022 followed by Beaury Ck Rd grading o Western Grader – subject to staffing availability, currently stood down. A contract grader has graded Woodside Rd, Eagle Ck Rd and Sawyers Gully Rd. Another contract grader will grade Gunyah and patrol grade, Back Ck, Sailor Jack, Springs, Johnstones, Potters, Upper Mole, Mole River and New Mole Roads. Following this, the grader will commence flood damage repairs and full grading to Silent Grove Rd. o Central Grader –Graded Talmoi Rd and Racecourse Rd, currently grading Mt MacKenzie Rd, Wades Rd, Rosemount, Coxalls and Homestead followed by commencing Robinson’s Lane, Leeches Gully Rd and Washpool Ck Rd low cost pavement preparation for LRCI seals to these roads. o Bridge Crew replacing the bridge on Leeches Gully Rd with culverts. o A contract crew is repairing drainage on 	In Progress	01/07/22	30/06/23	16.00	100.00
---	---------------	---	-------------	----------	----------	-------	--------



NEEDS WORK

the sealed network adjacent to a lot of the new LRCl seals – these include, Quarry Rd, Bryan’s Gap Rd, Black Swamp Road, Castlerag Rd, Pyes Ck Rd and others.

- o Following the completed drainage, Council will engage contractors to rehabilitate the pavements on Council Local Roads as well as Regional roads this year. A contractor is completing pavement rehabilitation works on the worst areas between Woodenbong and Legume.
- o Plains Stn Rd at Frasers Cutting continues to allow traffic access under lights.

Note: Council staff have received ongoing flack about the current proposed SRV. I have addressed our staff delivering the following message.

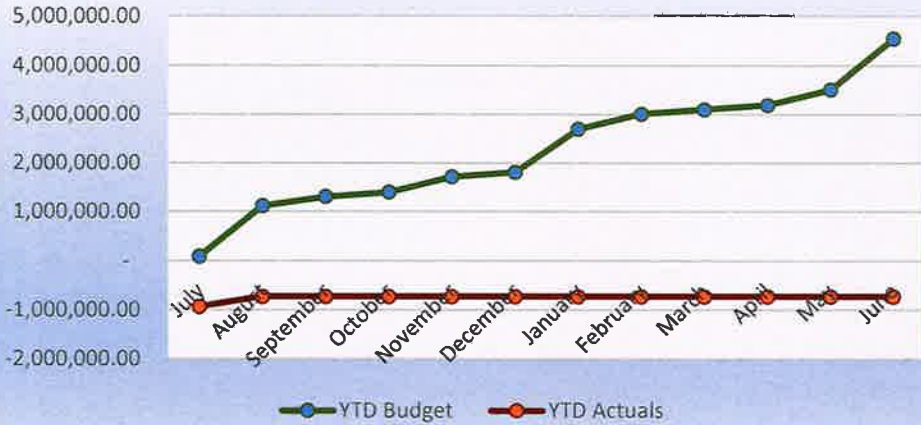
- We are not broke – we’re taking steps to ensure the current level of service remains
- We will not have an SRV to pay debt – it is to maintain a current level of service
- Council will make a decision at the October meeting to determine the level of SRV to present to IPART.
- We then wait until May 2023 for a decision

Since 2017 Council employees have weathered through some of the worst Natural Disasters in Tenterfield’s history. We have had droughts and fires during 2018, 2019 and 2020 – staff have worked tirelessly to keep our community safe. During 2021 and 2022 our area has had a rain event in March 21, November 21, February 22 and May 22. At the moment we’re effectively 9 staff down, almost a 1/3 of Works staff for roads. This combined with the strain on resources due to all the other works occurring in the State and in our Shire, Council has had limited resources to attend to reactive works on roads. Comments that have filtered back include “a broom needs to be put through the

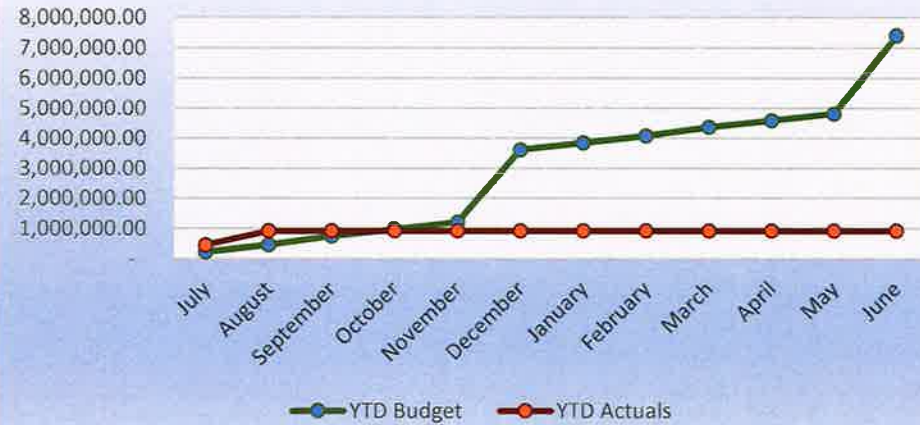
workforce” and start again is an insult to those staff that live and work here. Look at our record of achievements! Since 2017 and by the end of 2022 Council will have reconstructed eight bridges, replaced 11 bridges, replaced 19 bridges with concrete and repaired 19 bridges – this is a huge achievement. Council will also have sealed 138.7 km of roads since 2017, 83 km will have been completed with very little money to construct the pavement – massive effort by Council staff.

20. Transport Network

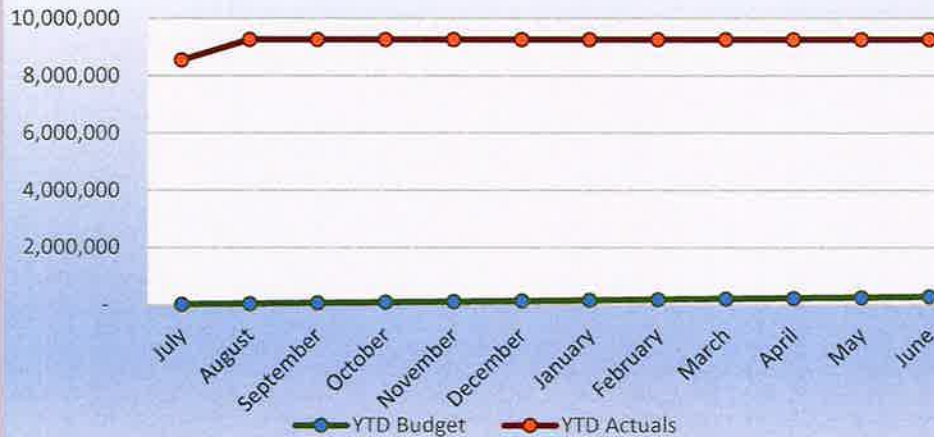
Transport Network - Operational Income Budget vs. Actual



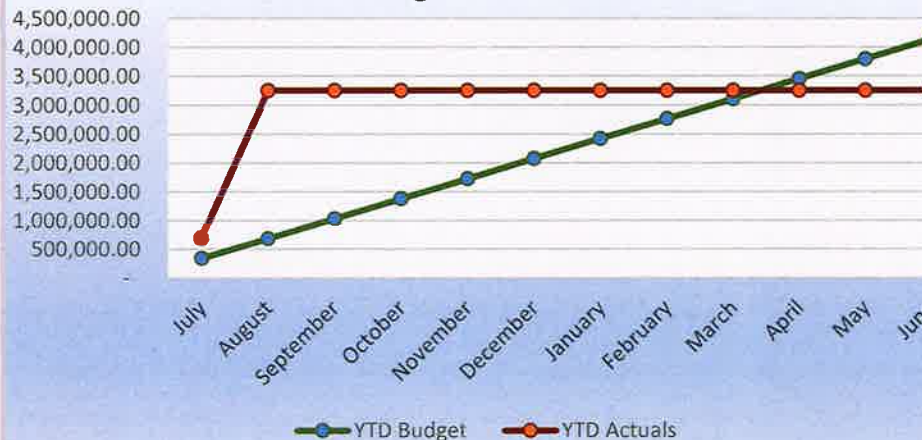
Transport Network - Operational Expenditure Budget vs. Actual



Transport Network - Capital Income Budget vs. Actual



Transport Network - Capital Expenditure Budget vs. Actual



COA	22/23 Full Year Budget	22/23 YTD Actuals August	22/23 Percentage Spent
Transport Network	7,197,578	(4,297,258)	-59.70%
1. Operating Income	(4,552,600)	726,830	-15.97%
2. Operating Expenditure	7,401,287	920,673	12.44%
3. Capital Income	(282,786)	(9,265,814)	3276.62%
4. Capital Expenditure	4,142,596	3,256,186	78.60%
6215110. Regional & Local Roads Traffic Facilities	66,000	28,038	42.48%
6215510. Regional Roads Block Grant - Reseals Program.	553,668	0	0.00%
6215531. Special Grant Mt Lindesay Road (RMS/Fed)	0	1,215,590	0.00%
6215544. BLERF - 0737 - Improve Mt Lindesay Road	0	597,777	0.00%
6215550. Footpaths Capital Works	0	1,337	0.00%
6215552. Roads to Recovery 2019-24	1,044,335	10,136	0.97%
6215568. FLR200241 - Kildare Road (Tenterfield Tourist Route 9)	0	194,238	0.00%
6215570. DRFA AGRN960 EPAR Bruxner Way - Bridge 7325 Dumaresq River Overflow Channel	0	20,821	0.00%
6215572. FLR300128 - Tooloom Road West Rehabilitation	0	35,728	0.00%
6215575. ROSI - Sunnyside Platform Road Upgrade	0	920,425	0.00%
6215579. Local Roads & Community Infrastructure Program - Round 3	0	383	0.00%
6215580. Repair Program 2022/23	565,572	0	0.00%
6220271. Bridges Renewal Program - Deepwater River Bridge Renewal - Torrington Road	0	13,000	0.00%

COA	22/23 Full Year Budget	22/23 YTD Actuals August	22/23 Percentage Spent
6220272. Bridges Renewal Program - Kangaroo Creek Bridge Replacement - Paddys Flat Road Nth	0	136,100	0.00%
6220274. Bridges Renewal Program - Unknown Creek Bridge (67203) Replacement, Paddy's Flat Rd Nth	0	2,423	0.00%
6220276. Bridges Renewal Program - Unknown Creek Bridge (67161) Replacement, Paddy's Flat Rd Sth	0	19,411	0.00%
6220277. Fixing Country Bridges - Grahams Creek Bridge Replacement, Grahams Creek Rd	0	810	0.00%
6220278. Fixing Country Bridges - Washpool Creek Bridge Replacement, Leechs Gully Rd	0	15,547	0.00%
6220501. Road Renewal - Gravel Roads	651,519	39,838	6.11%
6220503. Gravel Resheets	332,452	3,934	1.18%
6220505. Kerbing & Guttering	40,000	0	0.00%
6220506. Bridges / Causeways (SRV to 2023/24)	530,000	648	0.12%
6220512. Rural Culverts & Pipes	100,000	0	0.00%
6220513. Concrete Bridges	40,223	0	0.00%
6220514. Causeways	208,163	0	0.00%
6240101. Gravel Pit Rehabilitation	10,664	0	0.00%
6. Liabilities	489,081	64,866	13.26%

21. PLANT, FLEET & EQUIPMENT

ACTION STATUS

0.00% (0)

ON TRACK



0.00% (0)

MONITOR



0.00% (0)

NEEDS WORK



100.00% (1)

NO TARGET



ACTION PERFORMANCE




Actions reported on	1
At least 80% of action target achieved	0
Between 50% and 80% of action target achieved	0
Less than 50% of action target achieved	0
Actions with no target set	1

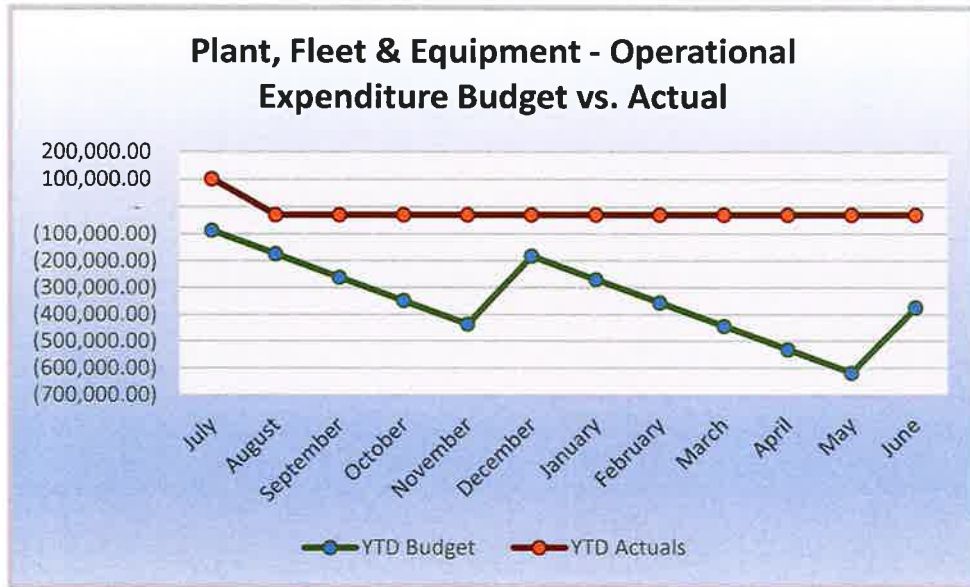
21. PLANT, FLEET & EQUIPMENT

Business Unit: Plant, Fleet & Equipment

Service Profile: Plant, Fleet & Equipment

Action	Responsibility	Progress Comment	Action Status	Start Date	End Date	% Complete	Target	Status
5.1.3.5 Implementation and delivery of the Fleet Asset Management Plan and the Plant Replacement Program.	Brad Foan - Manager Fleet	The Fleet Management Plan has been fully developed in line with industry benchmarks and best practice. The 10-year Fleet asset Management Plan forms part of this wholistic plan and describes the replacement timing of each of council's 145 major Fleet assets, these replacements had also been embedded into councils' long-term financial plan. However, with council's current financial situation a direction has been given not to replace any assets outside of that associated with waste, water, and sewage operations until further notice. This practice will heavily impact the long-term sustainability of council's fleet, and no further progress can be made on the delivery of the overall plan. Maintenance, inspections, and repairs are conducted in line with industry best practice, with 85% of services being conducted within a week of falling due, this is also currently impacted by a reduction in staffing numbers.	Ongoing	01/07/22	30/06/23		0.00	 No TARGET

21. Plant, Fleet and Equipment



COA	22/23 Full Year Budget	22/23 YTD Actuals August	22/23 Percentage Spent
Plant, Fleet & Equipment	338,887	(29,116)	-8.59%
1. Operating Income	(188,190)	(3,426)	1.82%
2. Operating Expenditure	(375,346)	(28,588)	7.62%
4. Capital Expenditure	3,944,257	214,499	5.44%
6210500. Public Works Plant - Purchases	3,944,257	214,499	5.44%
8. WDB of Asset Disposals	(3,041,834)	(211,602)	6.96%

22. WASTE MANGEMENT

ACTION STATUS

100.00% (1)

ON TRACK



0.00% (0)

MONITOR



0.00% (0)

NEEDS WORK



0.00% (0)

NO TARGET




ACTION PERFORMANCE



Actions reported on	1
At least 80% of action target achieved	1
Between 50% and 80% of action target achieved	0
Less than 50% of action target achieved	0
Actions with no target set	0

22. WASTE MANAGEMENT

Business Unit: Waste Management									
Service Profile: Waste Management									
Action	Responsibility		Progress Comment	Action Status	Start Date	End Date	% Complete	Target	Status
3.1.4.1 Deliver and manage Waste and Recycling services.	Manager & Waste	Water	<p>August 2022-Update The Operational opening of Torrington was opened 20th November 2021 and final taring occurred this month of July 2022. Final fencing is awaiting installation expected November 2022.</p> <p>Expansion of the future cell (cell 5) Finalisation of storm water sediment basins have been completed. Leachate management plan, is completed and sent to EPA. Surface water management plan has been received in draft, under review. Further surveys have been undertaken which are required for masterplan update delayed due weather conditions, completed this month of April. Master plan entering final phase draft plans received and review underway July 2022 finalisation of plans completed in August 2022 which were then be sent to EPA for approval, awaiting decisions.</p> <p>Upgrade for Mingooola new waste transfer station, has stalled Council entered into leases with Crown lands initially and now Council entering into negotiations with the Moombahlene LALC to purchase the site- on hold.</p> <p>Arrival of new weather stations occurred this month May 2022, deployment pending.</p> <p>Request by EPA for an investigation into pezio-wells commenced with initial checking of water levels and depths utilising a</p>	In Progress	01/07/22	30/06/23	80.00	100.00	 ON TRACK

electrometer, further investigations have been awarded and were undertaken in June 2022, final report suggested 2 wells damaged, a CCTV of wells was scheduled in July 2022 and the wells passed, with no damage recorded.

The application for funding from the bushfires in 2019 has continued with Council to receive \$773,692 for improvements at Boonoo Boonoo and Torrington, deeds have been signed, works have commenced onsite for office deployment, truck shelter is now erected with sewer nearing completion and planning continues with quotations called for weighbridges and fencing quotations received and awarded, front fence completed-pit completed, surveys completed awaiting drawings.

To try to reduce the contamination in recycling an advertising campaign was undertaken as well as staff conducted audits and continue to audit recycling bins for contamination with over 55 initial contaminated bins identified, letters were sent to residents, subsequent inspections reduced the number of contaminated bins to 10. The audits continued in July with over 95 bins identified. These continued offenders will be charged a fee to empty contaminated bins, alternatively decontaminate themselves for future pick-up the audit will continue. A revision of recycling policy is in final version with research included from other Councils, the new policy is expected to be provided in August 2022.

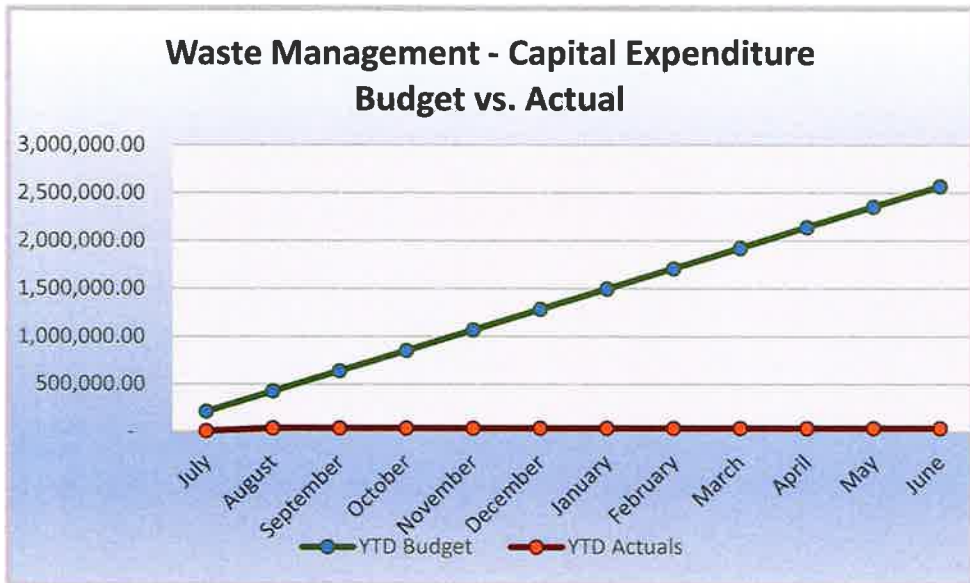
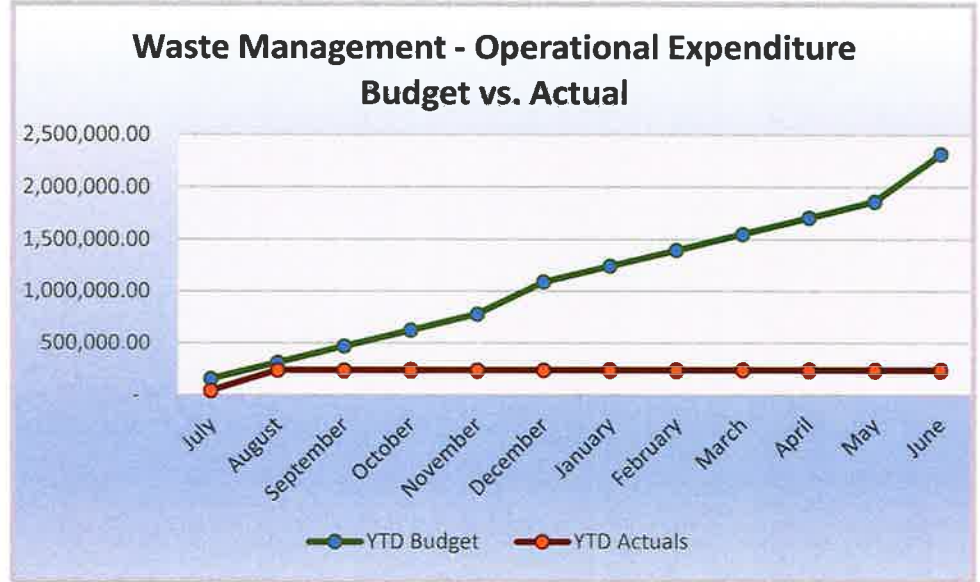
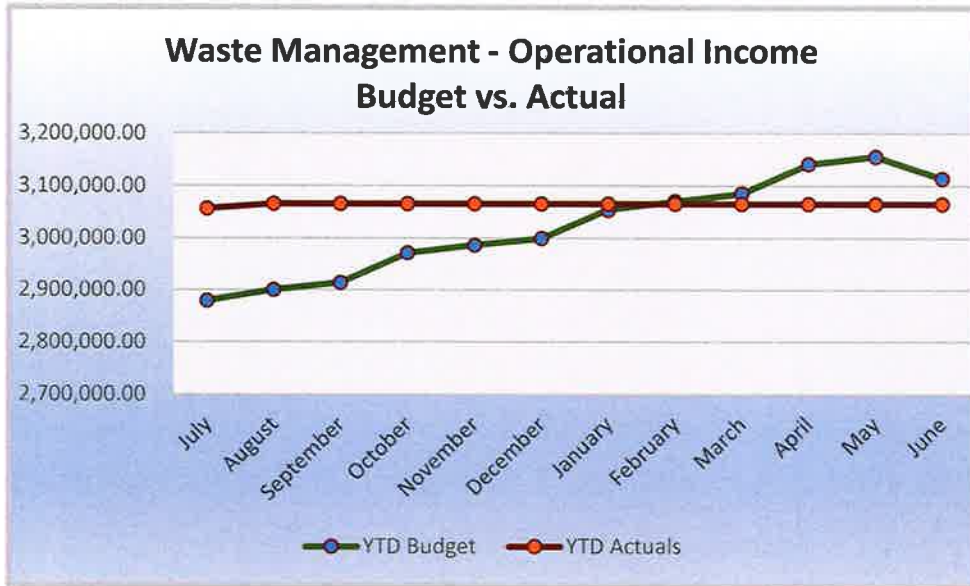
Green waste and food waste, joint report with Northern Rivers Regional Waste has commenced which will assist Council with new mandatory FOGO (Food Organics and Green Organics) legislation scheduled to commence in 2030.

NIRW have provided new recycling stations for office collection one will be located in the library and one in the community centre at Drake-under investigation.

Our customer base is the public, other Council departments and contractors. Our waste operational staff continue to assist the community with waste.

The Container Deposit Scheme (CDS) from 1 December 2017 to 30 November 2021, Tenterfield residents have recycled 9,202,976 container collections or 665.67 Tons on average Tenterfield resident recycle 638,000 items per quarter EFC - Exchange for Change
Staff Training Chemical Handling Course and Basic Chainsaw operation in Tenterfield

22. Waste Management



COA	22/23 Full Year Budget	22/23 YTD Actuals August	22/23 Percentage Spent
Waste Management	1,952,650	(3,075,447)	-157.50%
1. Operating Income	(3,114,040)	(3,066,176)	98.46%
2. Operating Expenditure	2,316,618	238,621	10.30%
3. Capital Income	(4,000)	(286,744)	7168.60%
4. Capital Expenditure	2,568,405	38,852	1.51%
7080500. 240L Wheelie Bins	2,101	0	0.00%
7080503. Industrial Bins	6,304	3,498	55.49%
7080554. Boonoo Boonoo - Landfill Cover	10,000	0	0.00%
7080555. Boonoo Boonoo - Cell Remediation Asset	50,000	0	0.00%
7080558. Tip shop - Drake, Liston & Tenterfield	0	146	0.00%
7080564. Boonoo Boonoo - Develop Stage 5	2,500,000	33,284	1.33%
7080568. Boonoo Boonoo - WHS Facilities & Amenities Upgrade	0	33	0.00%
7080732. Torrington Landfill - Convert to Transfer	0	136	0.00%
7080811. Tenterfield WTS Groundwater Bores	0	1,754	0.00%
6. Liabilities	185,667	0	0.00%

23. WATER SUPPLY

ACTION STATUS

100.00% (2)

ON TRACK



0.00% (0)

MONITOR



0.00% (0)

NEEDS WORK



0.00% (0)

NO TARGET




ACTION PERFORMANCE



Actions reported on	2
At least 80% of action target achieved	2
Between 50% and 80% of action target achieved	0
Less than 50% of action target achieved	0
Actions with no target set	0

23. WATER SUPPLY

Business Unit: Water Supply									
Service Profile: Water Supply									
Action	Responsibility		Progress Comment	Action Status	Start Date	End Date	% Complete	Target	Status
3.1.3.1 Implement Water Service Strategic Plan in accordance with NSW Office of Water Guidelines.	Manager & Waste	Water	<p>August 2022-Update Works have commenced for the New Water Filtration Plant on Scrub Road, the project was awarded to contractors LC Water. Pipework commenced in June, 2022 with concreting of geobag and chemical sump areas completed. The main building slab poured in three stages occurred in August 2022 including a Councillor inspection for the new Water Filtration Plant.</p> <p>NSW Dam Safety regulation with compulsory risk assessment for the dam under NSW Dam Safety requirements underway due in December 2022, Inspection of Dam scheduled for September 2022 with consultants.</p> <p>Opportunity to continue the Urbenville flood risk assessment has gained OEH endorsement. Tenterfield update of the flood risk study has also gained endorsement and has been shortlisted, grant has been applied for awaiting decision.</p> <p>Opportunity under a Leakage reduction pilot program, Council was awarded \$36,843.75 DPE-Water, for installation of new mag-flow meter at East Street reservoir, planning completed pending equipment for installation expected September/October 2022.</p> <p>Opportunity to continue the Urbenville flood</p>	In Progress	01/07/22	30/06/23	80.00	100.00	 ON TRACK

risk assessment has gained OEH endorsement. Tenterfield update of the flood risk study has also gained endorsement and has been shortlisted, grant has been applied for awaiting decision.

The disabled fishing platform October 2020, delivery of the floating platform to be located inside the Dam compound at Otterburn park. A walkway for the platform and fencing (completed). Plans have been undertaken quotations for concrete paths received and provided to Fisheries for approval, awaiting decision.

Arrival of new weather stations occurred this May 2022, deployment pending.

Verification mapping for Councils Water and Sewer assets was delayed in July to commence in August 2022, with contractors utilising GPS equipment for locations in Tenterfield 598 individual locations where mapped additional mapping will commence next financial year, Urbenville was postponed till next financial year.

Cleaning of Sludge ponds at Urbenville Water Treatment plan is completed -July 2022, leak detected in pond, will require repair.

Amended Water Quality policy to include Dam Safety, and new Backflow prevention completed in August and report prepared for Council's September meeting 2022.

Tenterfield Dam Level is 100%-new data loggers place level at 100%; Urbenville Tooloom Creek Level is 100% receiving 27mm for the month of August.

Meter Reading completed in May/June water meter readings commenced November/December.

- Tenterfield 0 major main; 0 new meter; 0

new service connections; 0 water limiters installed; 2 disconnection, 17 broken services repaired; 0 valve replacements and 3 hydrant replacements. Note Tenterfield WTP repairs including 20m poly pipe installed in April 2022, Fluoride tank maintenance and prominent service inspections May 2022. 0 section 67 private works jobs completed (major repair of Mt Lindsay main). Clive street main replacement progressing.

- Jennings 0 including meter; 0 meter replacements; Major main break (Southern Downs) left community without water Staff supplied water bottles to the community in response to the shortage, mains where flushed to clear debris from repair and return of water.

- Urbenville had 0 major main broken main repairs, mains flushing occurred in 6 location, 0 new meter, 0 meter replacements, 0 water limiters installed and 0 broken service repaired 0 hydrant replacement from damage. Valve testing and hydrant cleaning and checking continues. Urbenville pressure testing for fire suppression system at hospital, Repairs to DAFF system in April 2022, repairs to service line at WTP and prominent service inspections May 2022.

3.1.3.2 Deliver and manage the Water and Drought Management Plans and Flood Study.

Manager & Waste

Water

August 2022-Update

The Integrated water catchment management grant (IWCM) deeds have been signed February 2022, has progressed with secure yield studies awarded, with draft report received. Additional surveys required, including extended benthic survey of Urbenville, scheduled for this month. NSW Dam Safety regulation with compulsory risk assessment for the dam under NSW Dam Safety requirements underway due in December 2022, Inspection of Dam

In Progress

01/07/22

30/06/23

80.00

100.00



ON TRACK

scheduled for September 2022 with consultants.

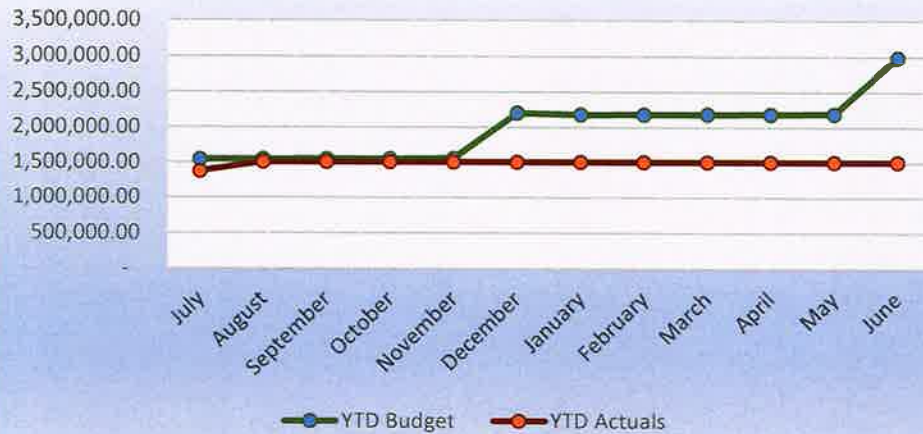
Bore sampling program is complete awaiting finalisation of analysis results. Checking of Shirly Park, Apex Park and East Street bores through CCTV commenced in July with Apex Park bore showing it's age and requiring a reline to continue it's operation this will be scheduled this financial year. Shirley Park constructed at the same time as Apex Park bore in 1994 was also showing signs of deterioration and will be scheduled next financial for re-lining/refurbishment. East street bore as a flowing bore was also checked by CCTV (requested by NRAR) and was found to be in excellent condition.

A new opportunity to further the Bore water refinement with application for grant under Resilience NSW, Local & Regional Risk Reduction stream - Pathway 2 application submitted awaiting response.

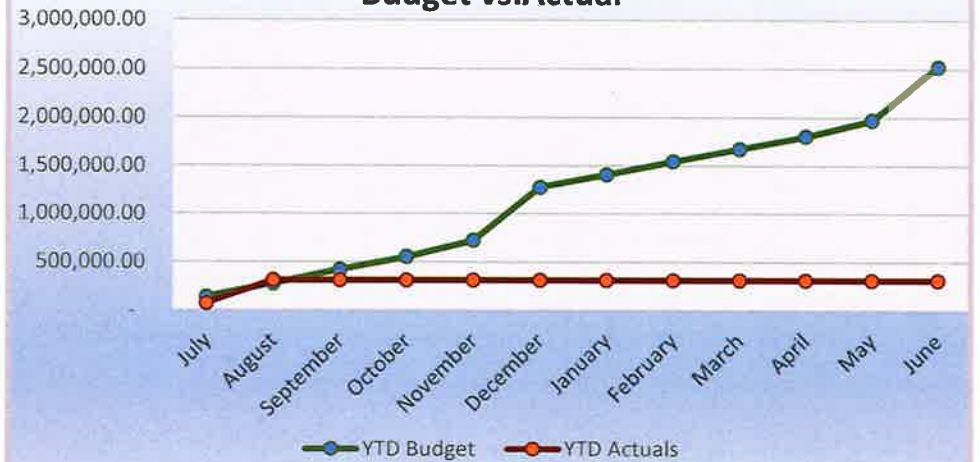
A grant for water treatment improvement, increased storage capacity and secondary supply at Urbenville has been awarded to Council through New Grid & Water Infrastructure NSW, 1st milestone completed payment pending, secondary supply bore hydrologist engaged, report pending, RFQ for drilling completed and under review in August 2022.

23. Water Supply

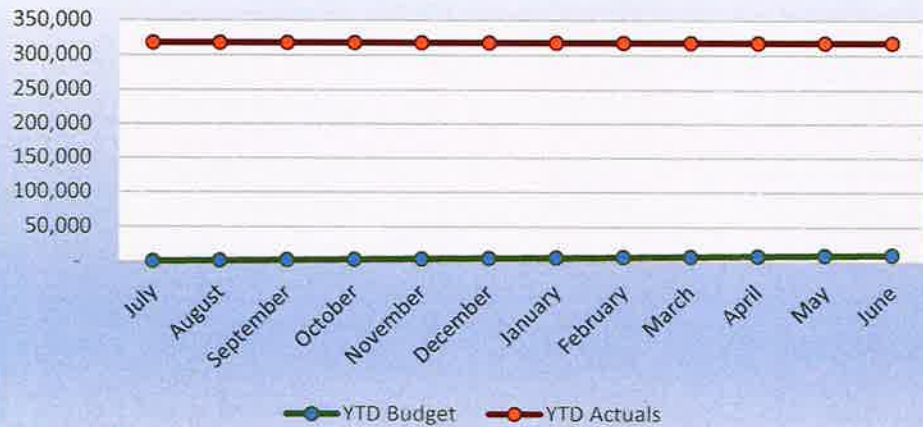
Water Supply - Operational Income Budget vs. Actual



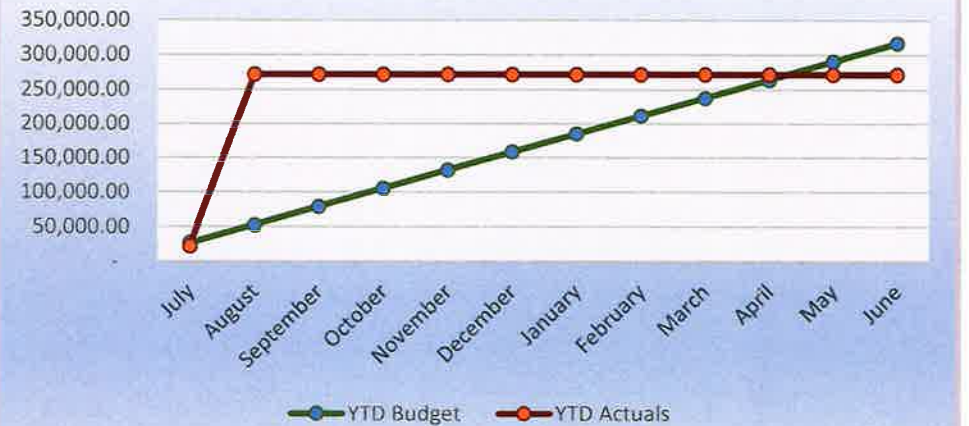
Water Supply - Operational Expenditure Budget vs. Actual



Water Supply - Capital Income Budget vs. Actual



Water Supply - Capital Expenditure Budget vs. Actual




COA	22/23 Full Year Budget	22/23 YTD Actuals August	22/23 Percentage Spent
Water Supply	107,286	(1,237,101)	-1153.09%
1. Operating Income	(2,984,548)	(1,511,130)	50.63%
2. Operating Expenditure	2,524,869	313,101	12.40%
3. Capital Income	(10,000)	(317,756)	3177.56%
4. Capital Expenditure	317,000	271,762	85.73%
7484505. Tenterfield Mains Replacement	282,900	46,843	16.56%
7484506. Tenterfield Meter Replacement	22,600	350	1.55%
7484522. Tenterfield Water Treatment Plant Construction	0	186,814	0.00%
7484538. BLERF 0377 - Tenterfield Villages Emergency Water Program	0	18,158	0.00%
7484542. Tenterfield Apex Park Bore - Relining	0	19,597	0.00%
7484901. Jennings Mains Replacement	11,500	0	0.00%
6. Liabilities	259,965	6,922	2.66%

24. SEWERAGE SERVICES

ACTION STATUS


0.00% (0)

ON TRACK



0.00% (0)

MONITOR



0.00% (0)

NEEDS WORK




100.00% (1)

NO TARGET




ACTION PERFORMANCE



Actions reported on	1
At least 80% of action target achieved	0
Between 50% and 80% of action target achieved	0
Less than 50% of action target achieved	0
Actions with no target set	1

24. SEWERAGE SERVICES

Business Unit: Sewerage Services									
Service Profile: Sewerage Services									
Action	Responsibility		Progress Comment	Action Status	Start Date	End Date	% Complete	Target	Status
3.1.5.1 Maintain and operate the sewerage network, in line with the Asset Management Strategy.	Manager & Waste	Water	<p>August 2022-Update Molesworth/Miles Street pumping station review and design amendment under development and extending the sewer system to the new water filtration plant has progressed to draft designs, waiting on finalisation.</p> <p>RFQ for manhole refurbishment under development to continue to refurbish the level 4 manholes, quotations received under LGP under review.</p> <p>RFQ for sewer relining under development expected to release in October 2022.</p> <p>Urbenville major Pump Station replacement June 2022 met with some technical issues, installers AESSeal where contacted and rectification was scheduled and completed in August 2022 additional costs will be incurred due to requirement to tanker sewerage.</p> <p>The smoke testing program was scheduled to commence in July delayed till August 2022 to rectify illegal storm connections, information was readvertised in the fortnightly our local news. Initial program completed with 69 issues found including three illegal connections properties inspected. Next round of inspections scheduled for the end of this financial year.</p> <p>Urbenville de-sludging of finishing ponds commenced in February 2022, however due to flooding finalisation of cleaning was</p>	Ongoing	01/07/22	30/06/23		0.00	 No TARGET

postponed and recommenced in July continued through August 2022, some delays due to PS1.

New lids have been installed in August 2022 at the Tenterfield Petrie and Simpson Street pump stations creating lighter lids for operations and providing compliance with safety regulations.

Simpson and Petri Street New Lids August 2022.

A request through meetings with Landowners occurred and additional inspections were requested at Logan Street, from associated works occurring from an overflow in 2020, where a bund was created, for a spill in 2020 at the time of flooding the area before works was a low depression area. There is no visual bund remaining on the property, this was fixed in 2020. The area is a swampy area, with vegetation reflecting the water/swampy nature in this area the land has a natural slope towards the manhole then into the creek, estimate approx. 3m height/fall from road, for the owners to mow this area I estimate to fill would be several tons (not Council's issue), however for fill this close to the creek, they may need to undertake a flood effect report. There are 2 manholes through this area as well as IO connections, all looked in good condition, may change lids at future date to aid with infiltration. The creek and area is a natural collection area before entering Tenterfield creek.

Verification mapping for Councils Water and Sewer assets was delayed in July to commence in August 2022, with contractors utilising GPS equipment for locations in Tenterfield 598 individual locations were mapped additional mapping will commence next financial year, Urbenville was postponed till next financial year.

As part of the refurbishment program for the Tenterfield STP, a new upgrade with control probes that monitor treatment processes provide savings to utilise energy more efficiently, PLC replacement handrails and cable trays scheduled.

Tenterfield

Sewer connections 0; Major pump station clearing 4; Blockages were reported and cleared at 7 locations; 0 broken main repair; with 3 mains visually checked with new CCTV. Large tree roots in Tenterfield and 0 major manhole repair, 0 broken main repairs and 0 section 67 private works jobs completed in this reporting period. Pump refurbishment 3 at STP July 2022

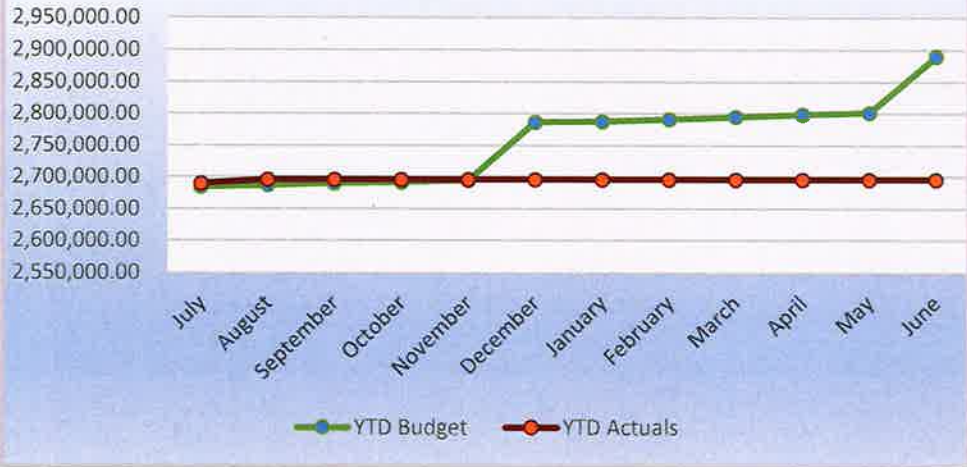
Urbenville

Sewer connections 0; Major pump station clearing 1; Blockages were reported and cleared at 0 locations; 0 broken main repair; with 0 mains visually and 0 major manhole repair, 0 broken main repairs and 0 effluent line repair. Major pump station refurbishment June technical and failure issues July 2022, completed and functional August 2022 (PS1) and 0 section 67 private works jobs completed, in this reporting period.

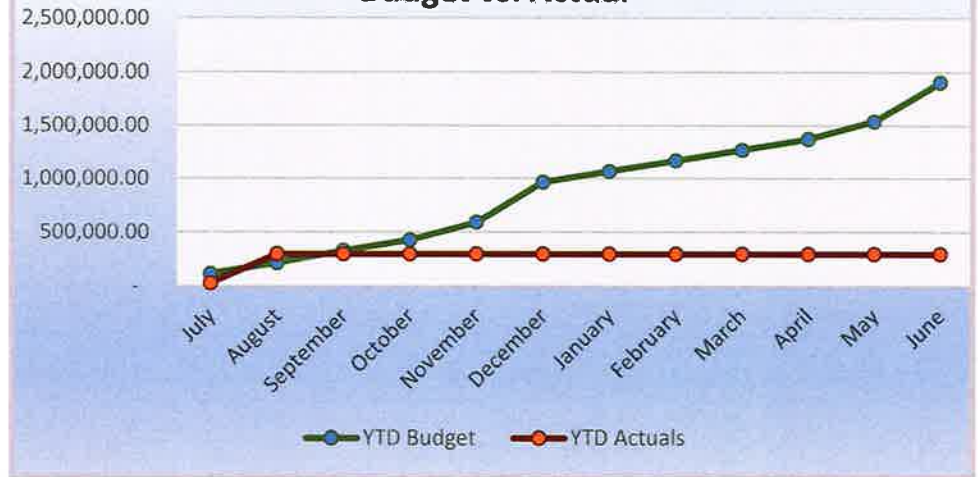
Average time for response to sewer chokes remained at 20 minutes while the median response time is at 30 minutes.

24. Sewerage Service

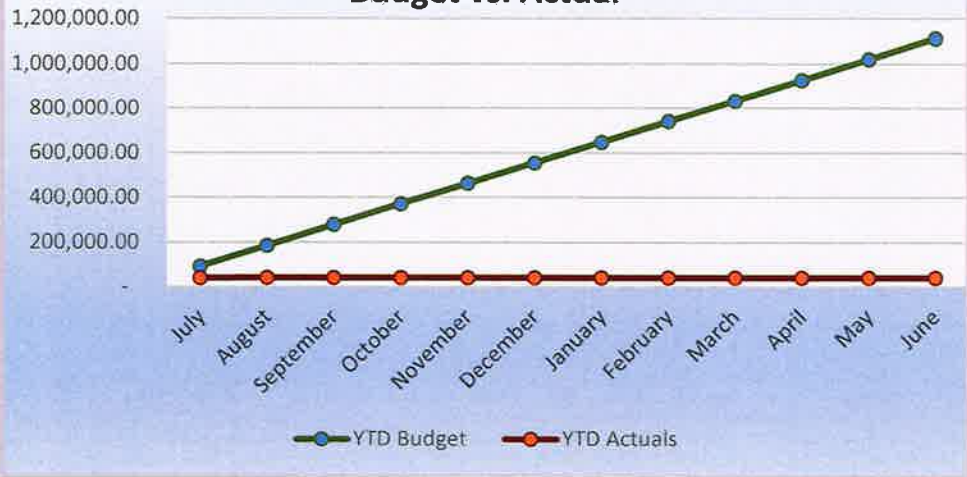
**Sewerage Service - Operational Income
Budget vs. Actual**



**Sewerage Service - Operational Expenditure
Budget vs. Actual**



**Sewerage Service - Capital Expenditure
Budget vs. Actual**



COA	22/23 Full Year Budget	22/23 YTD Actuals August	22/23 Percentage Spent
Sewerage Service	218,339	(2,357,573)	-1079.78%
1. Operating Income	(2,889,930)	(2,696,128)	93.29%
2. Operating Expenditure	1,905,478	296,903	15.58%
3. Capital Income	(10,000)	0	0.00%
4. Capital Expenditure	1,112,200	41,652	3.75%
7872502. Tenterfield Mains Relining (1km Year)	173,800	0	0.00%
7872503. Tenterfield Mains Augmentation	69,600	0	0.00%
7872505. Tenterfield Man Hole Level Alterations (Water Infiltration)	162,500	16,290	10.02%
7872519. Tenterfield Network Renewal	193,800	0	0.00%
7872524. Tenterfield STP - 3 Bay Shed for Storage	50,000	0	0.00%
7872525. Tenterfield STP - Grinder Pump	10,000	0	0.00%
7872526. Tenterfield STP - Refurbishment	102,500	0	0.00%
7872527. Tenterfield New Pump Station - Molesworth St	200,000	0	0.00%
7872528. Tenterfield New Pump Station - Trail Lane	150,000	0	0.00%
7872813. Urbenville Sewer Pump Station Emergency Works - Replacement	0	25,362	0.00%
6. Liabilities	100,591	0	0.00%