


Urbenville Drinking Water Health Card

Water Quality

A clean water supply is vital to the health and wellbeing of the Urbenville, Woodenbong and Muli Muli Villages. Water undergoes regular and thorough testing at many points of the treatment and distribution system. Water samples are sent to accredited laboratories to ensure residents have a safe and secure drinking water supply.

Good, prolonged rain through to September meant that the weir continues to overflow from January to November 2021 and December to November 2022. As a result, we have seen variations in water quality.



Figures 1 and 2: Water flowing in the Tooloom Creek and over the Tooloom Falls and Weir September 2022



Urbenville Drinking Water Health Card

Occasionally you may notice your water is a little different to usual. Read below for our recommended water quality solutions.

- **Discoloured water**

Discoloured or cloudy water

Discoloured or cloudy water is usually because of a change within your water pipes. An increase in water flow rate or swift change in direction of water flow in the pipes can stir up sediment. The sediment makes the water look discoloured but is harmless, and safe to drink.

What to do

To clear up the discolouration try running a garden tap closest to your water meter for around 2 minutes and then see if the water is clear when run into a glass. Remember to catch the running water in a bucket to use on your garden.

If the water doesn't clear, contact us via email Council@tenterfield.nsw.gov.au

White water

When air is trapped inside pressurised water pipes, it is converted to tiny air bubbles which gives water a white or milky appearance. This water is still safe to drink.

Air can enter the water supply causing the discolouration during repairs to the pipe network.

What to do

Catch water in an open container and it will become clear within a few minutes. The bubbles will clear from the bottom of the glass upward

- **Hard water**

Hard water is caused by a higher than usual concentration of calcium and magnesium salts in water. Water hardness levels are monitored on a regular basis in conjunction with Laboratory Services and reported as mg/L (milligrams per litre) of calcium carbonate.

- **Taste or smell of chlorine**

The water is safe to drink. The smell will disappear simply by leaving a jug of water uncovered in the fridge for a short period of time.

- **'Dirty' tasting and smelly water**

The water is safe to drink. If there is an odour or 'dirt' in the water, flush the tap for approximately 1 minute before using. This will flush the pipes out.

Urbenville Drinking Water Health Card

Urbenville Drinking Water Health Card

Health Cards will be prepared monthly and will report how our drinking water meets the quality levels set by the Australian Drinking Water Guidelines and NSW Health requirement in key areas.

We test for a range of water quality characteristics, guided by the Australian Drinking Water Guidelines. The guidelines:

- set the standards for good quality drinking water
- outline good practices for operating a water supply system
- help protect public health
- tell us how drinking water should look and taste.

The characteristics are categorised as physical, chemical and microbial.

Physical	Chemical	Microbial
Turbidity	Free chlorine	Pathogens
Total dissolved solids	Inorganic chemicals (dissolved salts)	Cyanobacteria
Conductivity	Organic compounds	
pH		
Hardness		
Temperature		
Dissolved oxygen		
Colour		
Taste		
Odour		

Our Health Card will be reporting on the following items - based on Australian Drinking Water Guidelines (ADWG) and NSW Health

Characteristics	Unit of measure	ADWG levels
<i>E. coli</i>	MPN/100 mL	not detected in 100 mL
turbidity	NTU	0.0 to 0.5
true colour□	HU	15
pH	pH units	between 6.5 - 8.5
Total dissolved solids	Mg/L	600mg/L
fluoride	mg/L	1.5*
iron	mg/L	0.3
manganese	mg/L	0.1

Measures	
1 milligram (mg)	0.001 gram (g)
1 gram (g)	1000 milligrams (mg)
1 kilogram (kg)	1000 grams (g)
1 Litre (L)	1000 millilitres (mL)
1 millilitre (mL)	0.001 Litres (L)
NTU	Nephelometric Turbidity Units
HU	Hazen Units (also referred to as TCU (True Colour Units))
MPN	Most Probable Number (MPN) is a method used to estimate the concentration of viable microorganisms in a sample

Drinking Water Health Card

Snapshot of Current Drinking Water Health – November 2022



pH - 7.6

- This is a measure of the acidity or alkalinity of your water where 1 is very acidic, 7 is 'neutral', and 14 is very alkaline.
- coca cola has a pH of 1.5; milk is 6.5 to 6.7; antacid (eg gaviscon) range 9.0 - 11.0



Electrical Conductivity - 350 μ S/cm

- EC is an electrical way of measuring salts



Total Dissolved Solids (TDS) - 230 mg/L

- Total dissolved solids (TDS) consist of inorganic oxides and chlorides .




TURBIDITY - 0.47 NTU

- the cloudiness of water caused by the presence of fine suspended particles



Iron - 0.026 mg/L

- Iron occurs commonly in soil and rocks as the oxide, sulfide and carbonate minerals. In water, it is present in oxidised forms (rust) as ferric or ferrous compounds. Occurs naturally in water, usually at <1 mg/L, but up to 100 mg/L in oxygen-depleted groundwater. Taste threshold 0.3 mg/L. High concentrations stain laundry and fittings



Manganese - 0.0092 mg/L

- Based on aesthetic considerations, the concentration of manganese in drinking water should not exceed 0.1 mg/L, measured at the tap. Manganese would not be a health consideration unless the concentration exceeded 0.5 mg/L.




Aluminium - <0.005 mg/L

- Aluminium may be present in water through natural leaching from soil and rock, or from the use of aluminium salts as coagulants in water treatment. No health-based guideline value can be established currently. Aluminium is a component in a flocculation aid.



Colour (Apparent) - <1

- 'True colour' is the colour after particulate matter has been removed (usually by filtration through a 0.45 micrometer pore size filter). In major Australian reticulated supplies true colour ranges from 1 HU to 25 HU for filtered or fully treated supplies, and from 1 HU to 85 HU for unfiltered supplies. eg Lake Ainsworth is an example of coloured water from tea trees



Fluoride - 0.71 mg/L

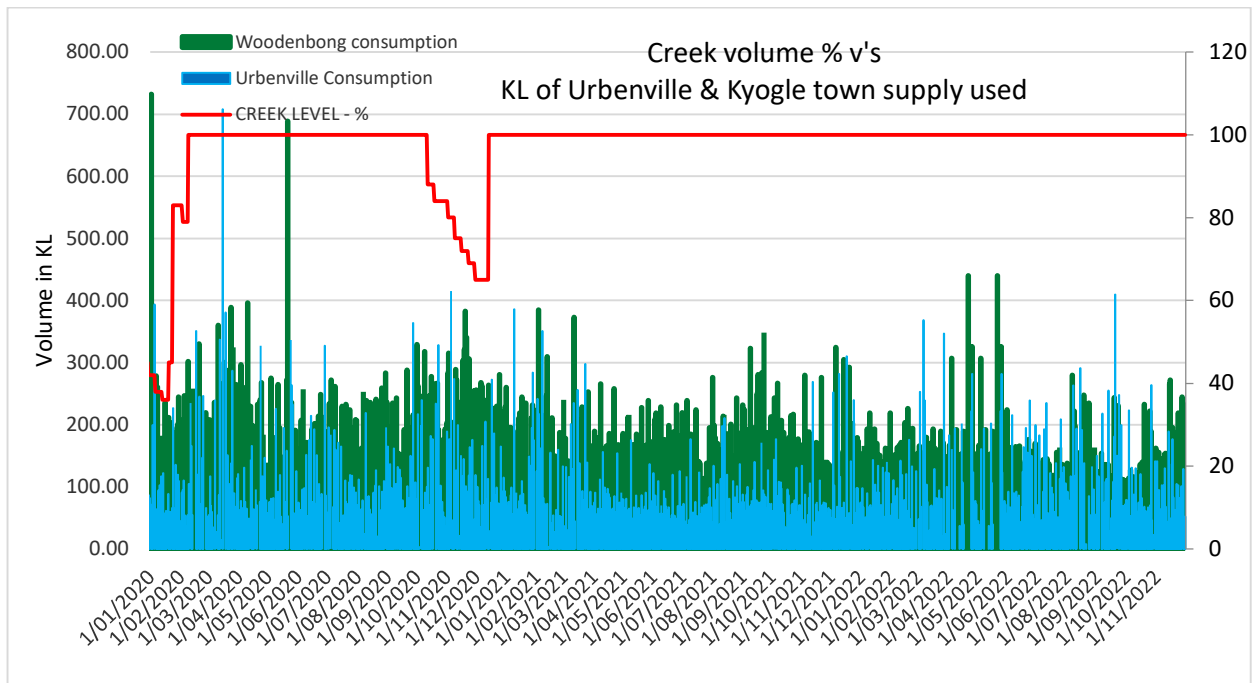
- Occurs naturally in some water from fluoride-containing rocks. Often added at up to 1 mg/L to protect against dental caries.



Escherichia coli (E. coli) (pathogenic) - <1 MPN/100mL

- Escherichia coli (abbreviated as E. coli) are bacteria found in the environment, foods, and intestines of people and animals. There have been no reported outbreaks of waterborne disease associated with pathogenic E. coli in Australia. Protecting source waters from contamination by human and livestock waste will reduce the potential presence of pathogenic E. coli.

Drinking Water Health Card



Graph 1 Creek % Levels and Consumption

Feedback

Residents are welcome to report any feedback or changes to their water appearance or quality by emailing council@tenterfield.nsw.gov.au

Links:

[Australian Drinking Water Guidelines](#)

[NSW Department of Industry supports local utilities \(Councils\) in providing water supply and sewerage services](#)

Internal Documents:

The following documents can be found on Council's Internet Page –

[Water Supply \(includes Water Restrictions\)](#)

[Drought Management Plan](#)

[Water Conservation & Demand Management Plan](#)